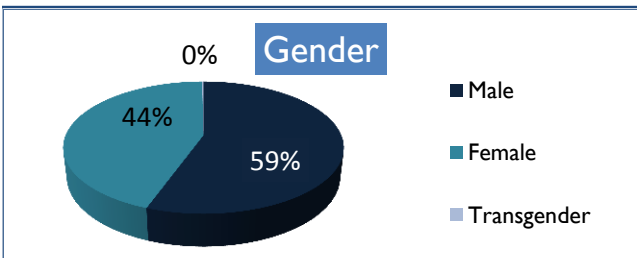



Youth in Transition (YIT) Descriptive Data: Who Are We Serving? - Vermont (4/1/10 - 3/31/13)

Intake sample includes 507 young adults from across Vermont.⁺

Age	Mean	SD ⁺⁺	Range
	19.0	1.4	16 to 22

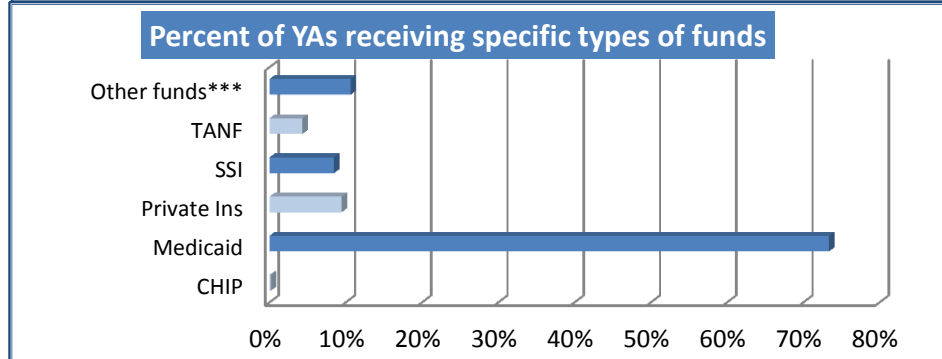
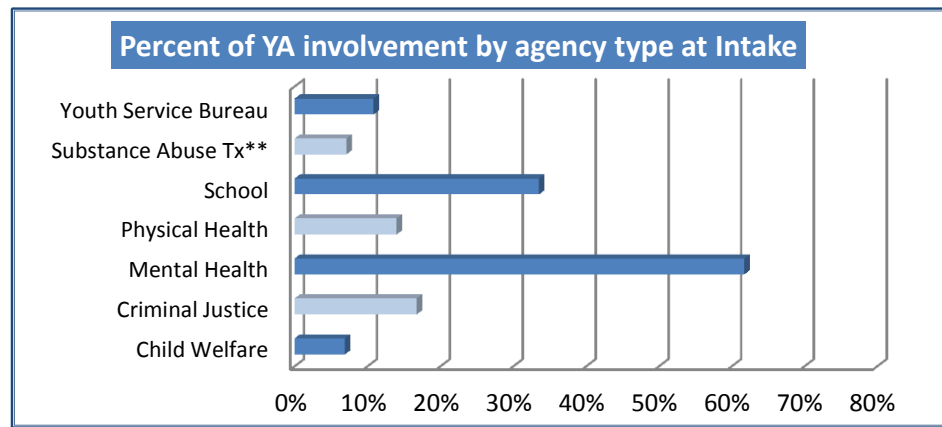
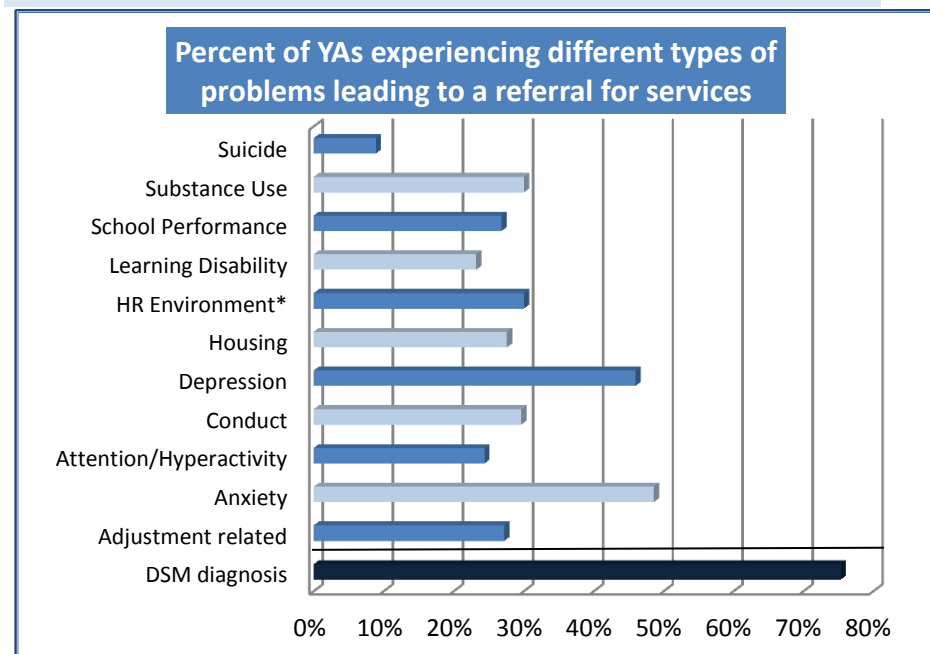


Race/Ethnicity	n	Intake
White	422	83%
African American	22	4%
American Indian/Alaskan Native	6	1%
Asian	14	3%
Belonging to more than 1 race	43	8%
Not of Hispanic, Latino, Spanish origin	426	84%
Hispanic, Latino, or Spanish*	18	4%

*12% missing data for whether Hispanic, Latino, Spanish

Problems Leading to Referral for Services

	Mean	SD	Range
Number of problems	3.4	2.7	0 to 16



⁺Sample size in any given category may vary due to missing data.

⁺⁺SD = standard deviation

*Includes any type of high risk environment

**A number of MH agencies also provide substance abuse treatment

***Other funds primarily include Reach Up, 3 Squares, and VHAP.

Youth in Transition Grant (YIT) Outcome Indicators (4/1/10 thru 3/31/13)

These outcome indicators come from young adults who completed interviews with their primary service provider at the start of YIT services (**YIT Start**) **AND 12 months later** (employment data comes from external interviews). Only young adults due for a 12 month follow-up are included. Sample sizes change because not all questions were answered, and samples <10 are not reported to protect confidentiality.

Justice & Corrections	Sample size	YIT Start	12 mos	Progress
Arrested in past 30 days	63	5%	0%	●
Spent at least one night in correctional facility in past 30 days	61	3%	0%	●
Education	Sample size	YIT Start	12 mos	Progress
In school during the past 30 days	77	42%	32%	n/a
18 and older who have completed High School or GED	70	46%	56%	●
18 and older who received post-secondary training (e.g., TECH, College)	70	6%	11%	●
Employment (from Vermont & National Studies)	Sample size	YIT Start	12 mos	Progress
Report having a job in past 6 months.	133	54%	62%	●
Health	Sample size	YIT Start	12 mos	Progress
Report they are currently in excellent or very good health	69	29%	22%	●
Housing	Sample size	YIT Start	12 mos	Progress
Primarily living independently in past 30 days	73	11%	33%	●
Primarily living with others in community in past 30 days	73	71%	55%	n/a
Primarily living in more restrictive settings in past 30 days	73	1%	4%	●
Spent most nights homeless in past 30 days	73	8%	1%	●
Spent at least one night homeless in past 30 days	62	13%	3%	●
Relationships	Sample size	YIT Start	12 mos	Progress
Report agree or strongly agree know people they can rely on in past 30 days	74	92%	89%	●
Strengths	Sample size	YIT Start	12 mos	Progress
Report agree or strongly agree can handle daily life in past 30 days	75	81%	81%	●
Mental Health / Substance Use	Sample size	YIT Start	12 mos	Progress
Report anxious or depressed feelings all or most of the time in past 30 days	69	26%	23%	●
Report at least weekly tobacco use in past 30 days	70	53%	53%	●
Report at least weekly alcohol use in past 30 days	69	14%	16%	●
Report at least weekly illicit drug use in past 30 days	70	19%	20%	●

Vermont

Symbol Key

- at least 5% improved
- No change
- at least 5% worse
- n/a Not applicable
- Less than 10

Sample at 12 months

Due for follow-up **335**

Completed follow up **77**

