
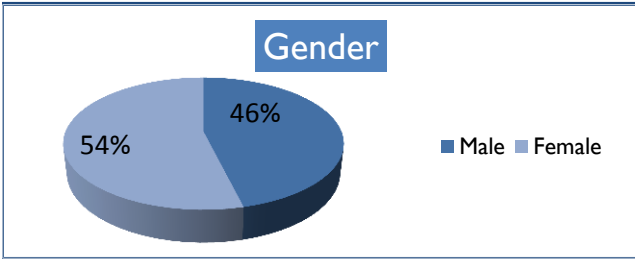


YIT Descriptive Data: Who Are We Serving? Intake sample includes 39 young adults from St. Johnsbury.+

| Age | Mean | SD ⁺⁺ | Range |
|-----|------|------------------|------------|
| | 19.8 | 1.3 | 16 to 21.8 |

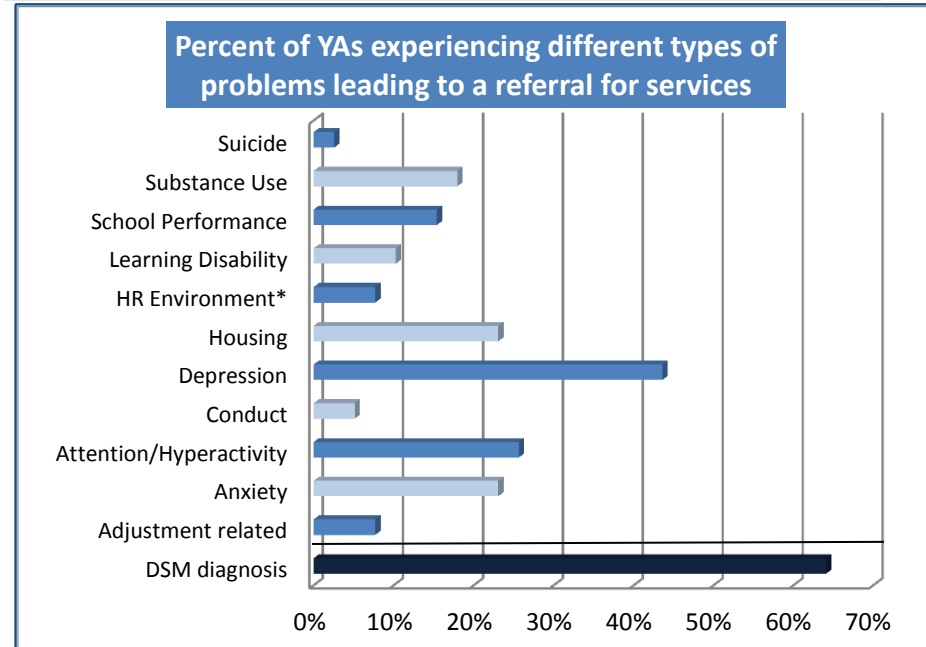


| Race/Ethnicity | n | Intake |
|---|----|--------|
| White | 36 | 92% |
| African American | 1 | 3% |
| American Indian/Alaskan Native | 0 | 0% |
| Asian | 1 | 3% |
| Belonging to more than 1 race | 1 | 3% |
| Not of Hispanic, Latino, Spanish origin | 28 | 72% |
| Hispanic, Latino, or Spanish* | 2 | 5% |

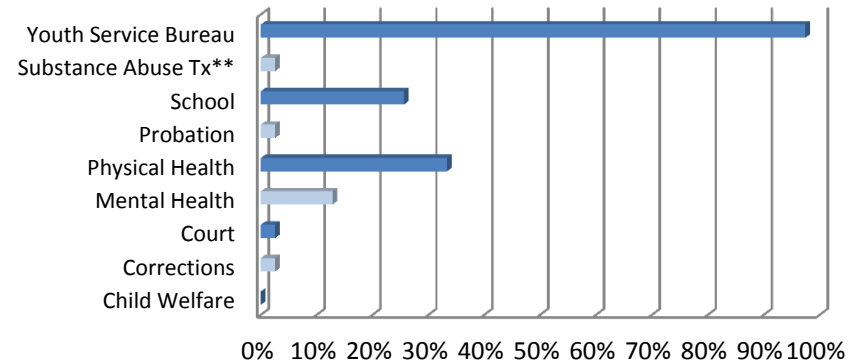
*23% missing data for whether Hispanic, Latino, Spanish

Problems Leading to Referral for Services

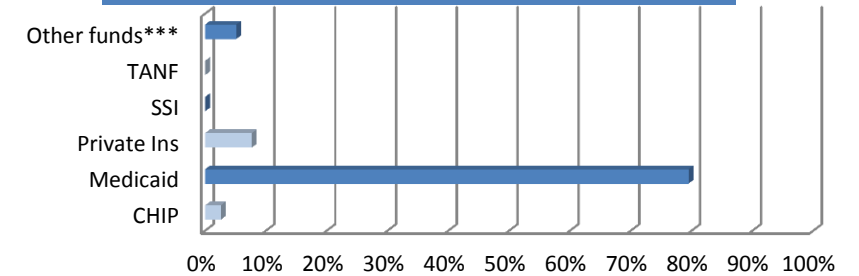
| | Mean | SD | Range |
|--------------------|------|-----|--------|
| Number of problems | 1.7 | 1.3 | 1 to 5 |



Percent of YA involvement by agency type at Intake



Percent of YAs receiving specific types of funds



*Sample size in any given category may vary due to missing data.

**SD = standard deviation

*Note: includes any type of high risk environment

**Note: A number of MH agencies also provide substance abuse treatment

***Other funds primarily include Reach Up, 3 Squares, and VHAP.



Youth in Transition Grant (YIT) Outcome Indicators (4/1/10 to 3/31/13)

St. Johnsbury

These findings come from young adults who completed *Common Study* interviews (except for Employment which are from *Vermont & National Studies*) when they started to receive YIT services in their communities (**YIT Start**). Fewer than 10 *Common Study* interviews were conducted at the 6-month follow-up, so no progress data is available. Sample sizes change because not all questions were answered, and samples <10 not reported for confidentiality.

Justice & Corrections

| | Sample size | YIT Start | 6 mos | Progress |
|---|-------------|-----------|-------|----------|
| Arrested in past 30 days | 41 | 2% | - | n/a |
| Spent at least one night in correctional facility in past 30 days | 36 | 0% | - | n/a |

Education

| | Sample size | YIT Start | 6 mos | Progress |
|---|-------------|-----------|-------|----------|
| In school during the past 30 days | 41 | 24% | - | n/a |
| 18 and older who have completed High School or GED | 41 | 59% | - | n/a |
| 18 and older who received post-secondary training (e.g., TECH, College) | 41 | 17% | - | n/a |

Employment (from Vermont & National Studies)

| | Sample size | YIT Start | 6 mos | Progress |
|---------------------------------------|-------------|-----------|-------|----------|
| Report having a job in past 6 months. | 28 | 68% | - | n/a |

Health

| | Sample size | YIT Start | 6 mos | Progress |
|--|-------------|-----------|-------|----------|
| Report they are currently in excellent or very good health | 36 | 28% | - | n/a |

Housing

| | Sample size | YIT Start | 6 mos | Progress |
|---|-------------|-----------|-------|----------|
| Primarily living independently in past 30 days | 41 | 22% | - | n/a |
| Primarily living with others in community in past 30 days | 41 | 66% | - | n/a |
| Primarily living in more restrictive settings in past 30 days | 41 | 0% | - | n/a |
| Spent most nights homeless in past 30 days | 41 | 5% | - | n/a |
| Spent at least one night homeless in past 30 days | 30 | 7% | - | n/a |

Relationships

| | Sample size | YIT Start | 6 mos | Progress |
|---|-------------|-----------|-------|----------|
| Report agree or strongly agree know people they can rely on in past 30 days | 35 | 83% | - | n/a |

Strengths

| | Sample size | YIT Start | 6 mos | Progress |
|--|-------------|-----------|-------|----------|
| Report agree or strongly agree can handle daily life in past 30 days | 35 | 74% | - | n/a |

Mental Health / Substance Use

| | Sample size | YIT Start | 6 mos | Progress |
|--|-------------|-----------|-------|----------|
| Report anxious or depressed feelings all or most of the time in past 30 days | 29 | 34% | - | n/a |
| Report at least weekly tobacco use in past 30 days | 30 | 60% | - | n/a |
| Report at least weekly alcohol use in past 30 days | 29 | 21% | - | n/a |
| Report at least weekly illicit drug use in past 30 days | 30 | 43% | - | n/a |

Symbol Key

- at least 5% improved
- No change
- at least 5% worse
- n/a Not applicable
- Less than 10

Sample Sizes

| | |
|----------------------------------|----|
| Completed interview at YIT Start | 41 |
| Due for 6 month follow-up | 37 |
| Completed 6 month follow-up | 9 |



Questions: Contact Tom Delaney
thomas.delaney@uvm.edu 802-656-9192