


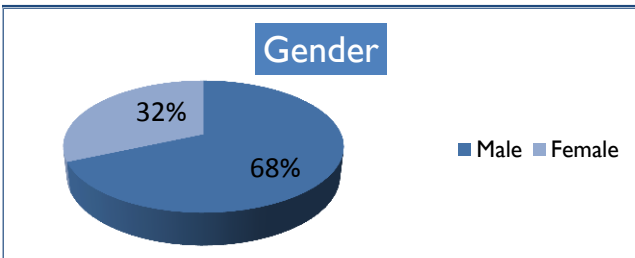
YIT Descriptive Data: Who Are We Serving? Intake sample includes 19 young adults from Rutland.+

Age	Mean	SD ⁺⁺	Range
	19.7	1.3	18 to 21.8



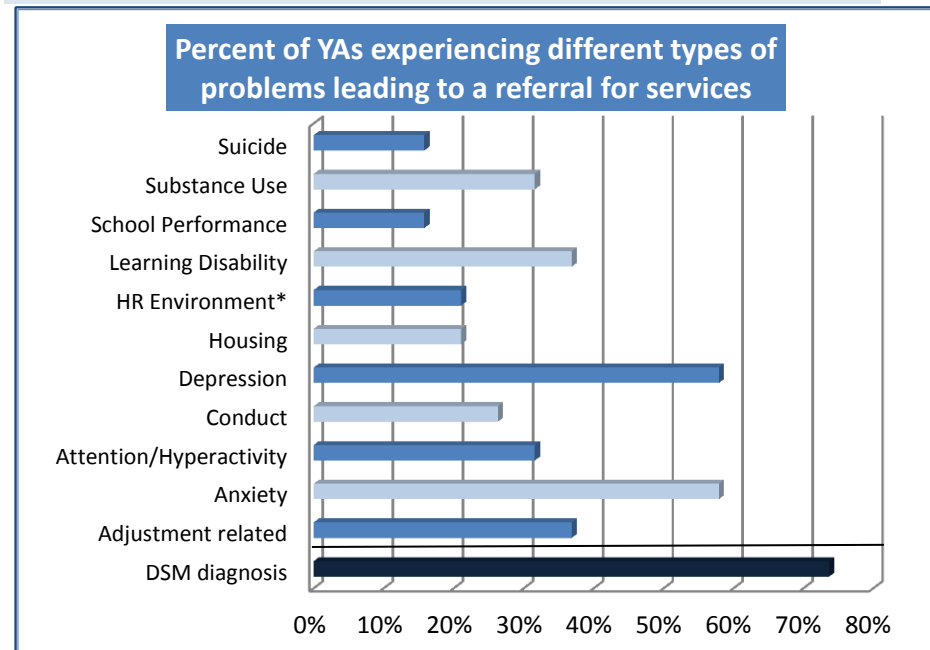
Race/Ethnicity	n	Intake
White	15	79%
African American	0	0%
American Indian/Alaskan Native	0	0%
Asian	0	0%
Belonging to more than 1 race	4	21%
Not of Hispanic, Latino, Spanish origin	17	89%
Hispanic, Latino, or Spanish*	0	0%

*11% missing data for whether Hispanic, Latino, Spanish

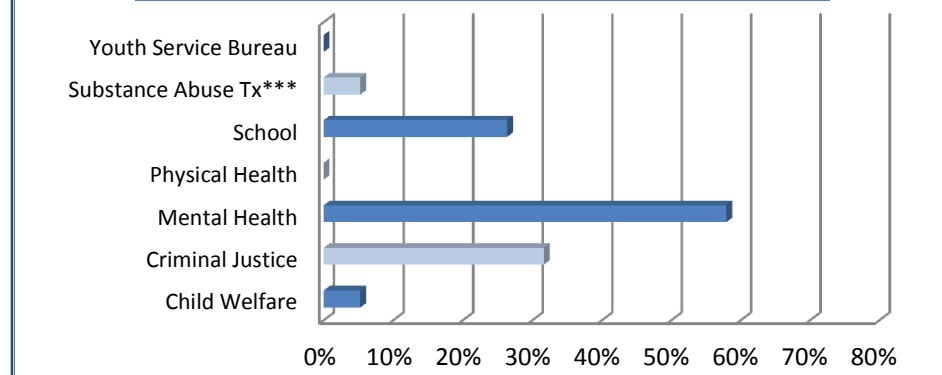


Problems Leading to Referral for Services

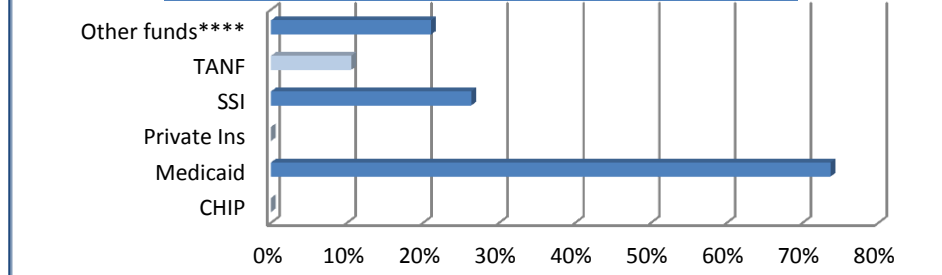
	Mean	SD	Range
Number of problems	5.1	3.5	0 to 8



Percent of YA involvement by agency type at Intake



Percent of YAs receiving specific types of funds



+Sample size in any given category may vary due to missing data.

**SD = standard deviation

*Includes any type of high risk environment

**26% also report Sleep problems; 26% report Nonengagement with people

***A number of MH agencies also provide substance abuse treatment

****Other funds primarily include Reach Up, 3 Squares, and VHAP.



Youth in Transition Grant (YIT) Outcome Indicators (4/1/10 to 3/31/13)

Rutland

These findings come from young adults who completed *Common Study* interviews (except for Employment which are from *Vermont & National Studies*) when they started to receive YIT services in their communities (**YIT Start**). Fewer than 10 *Common Study* interviews were conducted at the 6-month follow-up, so no progress data is available. Sample sizes change because not all questions were answered, and samples <10 not reported for confidentiality.

Justice & Corrections

	Sample size	YIT Start	6 mos	Progress
Arrested in past 30 days	19	11%	-	n/a
Spent at least one night in correctional facility in past 30 days	19	5%	-	n/a

Education

	Sample size	YIT Start	6 mos	Progress
In school during the past 30 days	19	37%	-	n/a
18 and older who have completed High School or GED	19	53%	-	n/a
18 and older who received post-secondary training (e.g., TECH, College)	19	5%	-	n/a

Employment (from Vermont & National Studies)

	Sample size	YIT Start	6 mos	Progress
Report having a job in past 6 months.	13	46%	-	n/a

Health

	Sample size	YIT Start	6 mos	Progress
Report they are currently in excellent or very good health	19	32%	-	n/a

Housing

	Sample size	YIT Start	6 mos	Progress
Primarily living independently in past 30 days	18	17%	-	n/a
Primarily living with others in community in past 30 days	18	61%	-	n/a
Primarily living in more restrictive settings in past 30 days	18	6%	-	n/a
Spent most nights homeless in past 30 days	18	11%	-	n/a
Spent at least one night homeless in past 30 days	14	29%	-	n/a

Relationships

	Sample size	YIT Start	6 mos	Progress
Report agree or strongly agree know people they can rely on in past 30 days	16	94%	-	n/a

Strengths

	Sample size	YIT Start	6 mos	Progress
Report agree or strongly agree can handle daily life in past 30 days	16	63%	-	n/a

Mental Health / Substance Use

	Sample size	YIT Start	6 mos	Progress
Report anxious or depressed feelings all or most of the time in past 30 days	14	36%	-	n/a
Report at least weekly tobacco use in past 30 days	16	50%	-	n/a
Report at least weekly alcohol use in past 30 days	16	19%	-	n/a
Report at least weekly illicit drug use in past 30 days	16	31%	-	n/a

Symbol Key

- at least 5% improved
- No change
- at least 5% worse
- n/a Not applicable
- Less than 10

Sample Sizes

Completed interview at YIT Start	19
Due for 6 month follow-up	17
Completed 6 month follow-up	7



Questions: Contact Tom Delaney
thomas.delaney@uvm.edu 802-656-9192