
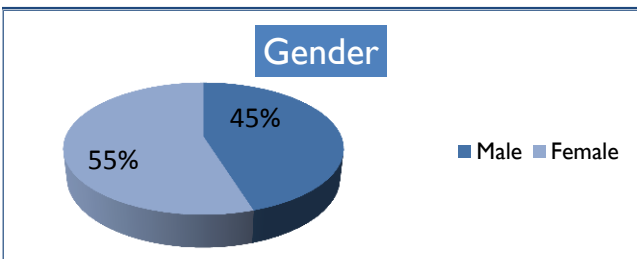


# YIT Descriptive Data: Who Are We Serving? Intake sample includes 31 young adults from Newport.+

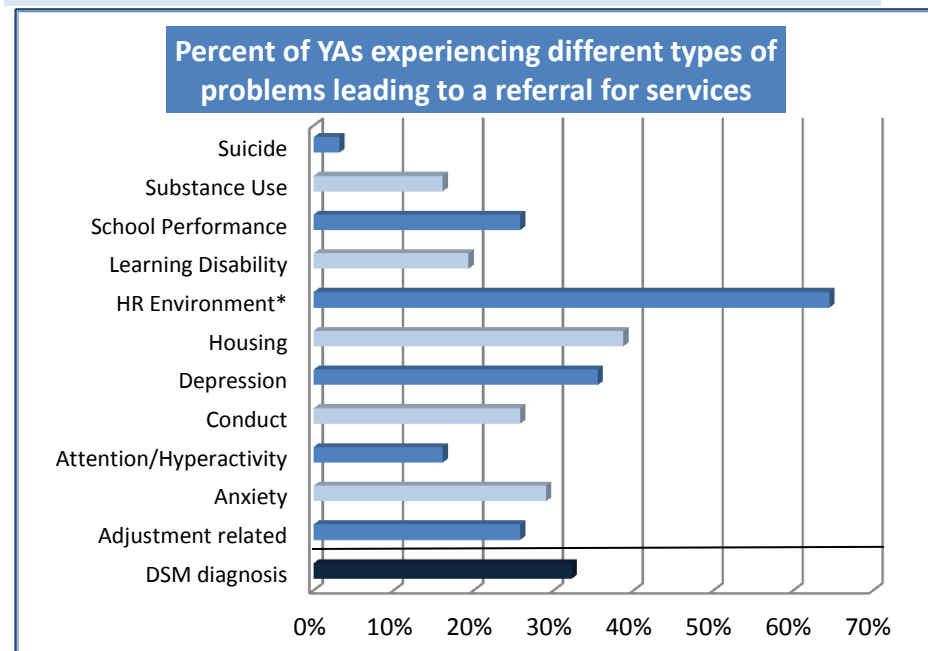
Age	Mean	SD <sup>++</sup>	Range
	18.4	1.7	16 to 21.8



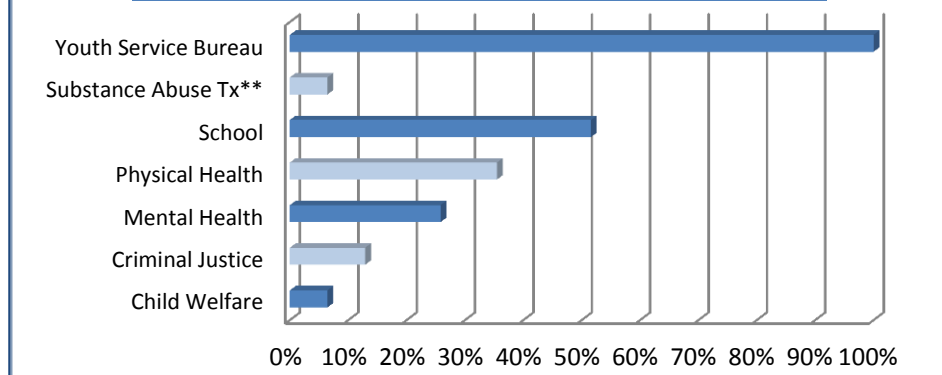
Race/Ethnicity	n	Intake
White	30	97%
African American	0	0%
American Indian/Alaskan Native	0	0%
Asian	0	0%
Belonging to more than 1 race	1	3%
Not of Hispanic, Latino, Spanish origin	31	100%
Hispanic, Latino, or Spanish	0	0%

## Problems Leading to Referral for Services

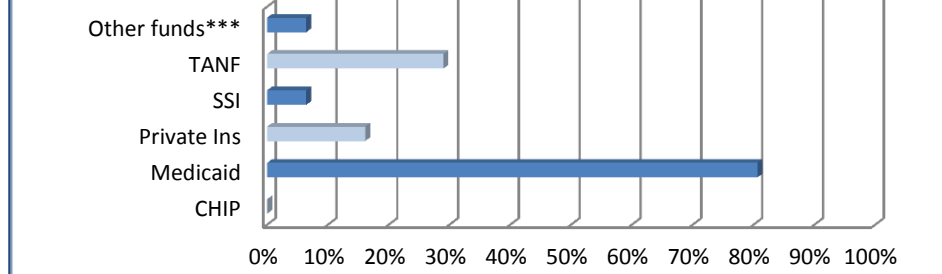
	Mean	SD	Range
Number of problems	3.3	2.7	1 to 14



## Percent of YA involvement by agency type at Intake



## Percent of YAs receiving specific types of funds



\*Sample size in any given category may vary due to missing data.

\*\*SD = standard deviation

\*Includes any type of high risk environment

\*\*A number of MH agencies also provide substance abuse treatment

\*\*\*Other funds primarily include Reach Up, 3 Squares, and VHAP.

## Youth in Transition Grant (YIT) Outcome Indicators (4/1/10 to 3/31/13)

## Newport

These findings come from young adults who completed *Common Study* interviews (except for Employment which are from *Vermont & National Studies*) when they started to receive YIT services in their communities (**YIT Start**). Fewer than 10 *Common Study* interviews were conducted at the 6-month follow-up, so no progress data is available. Sample sizes change because not all questions were answered, and samples <10 not reported for confidentiality.

### Justice & Corrections

	Sample size	YIT Start	6 mos	Progress
Arrested in past 30 days	29	7%	-	n/a
Spent at least one night in correctional facility in past 30 days	30	3%	-	n/a

### Education

	Sample size	YIT Start	6 mos	Progress
In school during the past 30 days	30	27%	-	n/a
18 and older who have completed High School or GED	28	32%	-	n/a
18 and older who received post-secondary training (e.g., TECH, College)	28	0%	-	n/a

### Employment (from Vermont & National Studies)

	Sample size	YIT Start	6 mos	Progress
Report having a job in past 6 months.	15	40%	-	n/a

### Health

	Sample size	YIT Start	6 mos	Progress
Report they are currently in excellent or very good health	29	21%	-	n/a

### Housing

	Sample size	YIT Start	6 mos	Progress
Primarily living independently in past 30 days	30	7%	-	n/a
Primarily living with others in community in past 30 days	30	83%	-	n/a
Primarily living in more restrictive settings in past 30 days	30	3%	-	n/a
Spent most nights homeless in past 30 days	30	0%	-	n/a
Spent at least one night homeless in past 30 days	19	16%	-	n/a

### Relationships

	Sample size	YIT Start	6 mos	Progress
Report agree or strongly agree know people they can rely on in past 30 days	20	85%	-	n/a

### Strengths

	Sample size	YIT Start	6 mos	Progress
Report agree or strongly agree can handle daily life in past 30 days	20	85%	-	n/a

### Mental Health / Substance Use

	Sample size	YIT Start	6 mos	Progress
Report anxious or depressed feelings all or most of the time in past 30 days	20	30%	-	n/a
Report at least weekly tobacco use in past 30 days	20	40%	-	n/a
Report at least weekly alcohol use in past 30 days	19	21%	-	n/a
Report at least weekly illicit drug use in past 30 days	20	30%	-	n/a

### Symbol Key

- at least 5% improved
- No change
- at least 5% worse
- n/a Not applicable
- Less than 10

### Sample Sizes

Completed interview at YIT Start	30
Due for 6 month follow-up	25
Completed 6 month follow-up	6



Questions: Contact Tom Delaney  
thomas.delaney@uvm.edu 802-656-9192