
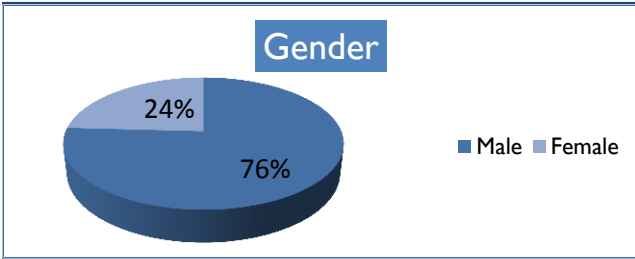


YIT Descriptive Data: Who Are We Serving? Intake sample includes 29 young adults from Morrisville.+

Age	Mean	SD ⁺⁺	Range
	18.7	1.4	16 to 21.2

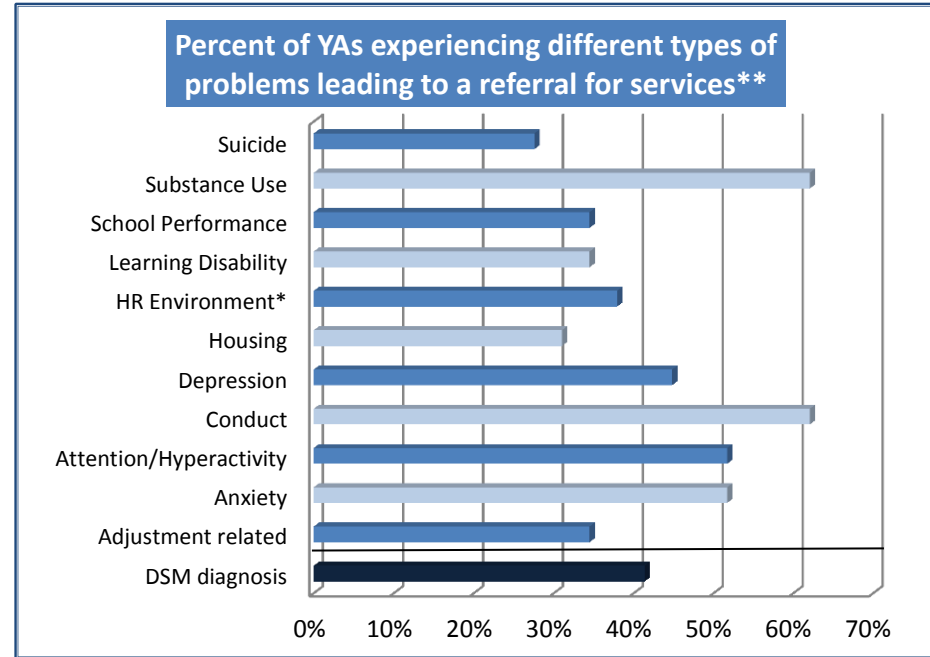


Race/Ethnicity	n	Intake
White	26	90%
African American	1	3%
American Indian/Alaskan Native	0	0%
Asian	1	3%
Belonging to more than 1 race	1	3%
Not of Hispanic, Latino, Spanish origin	24	83%
Hispanic, Latino, or Spanish*	1	3%

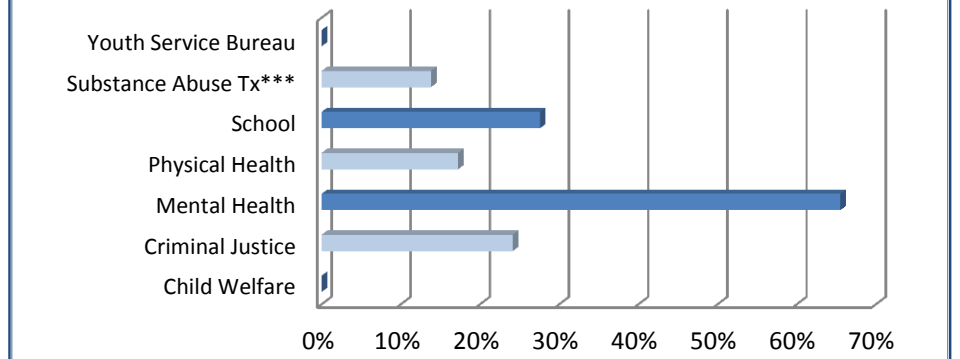
*14% missing data for Hispanic, Latino, Spanish

Problems Leading to Referral for Services

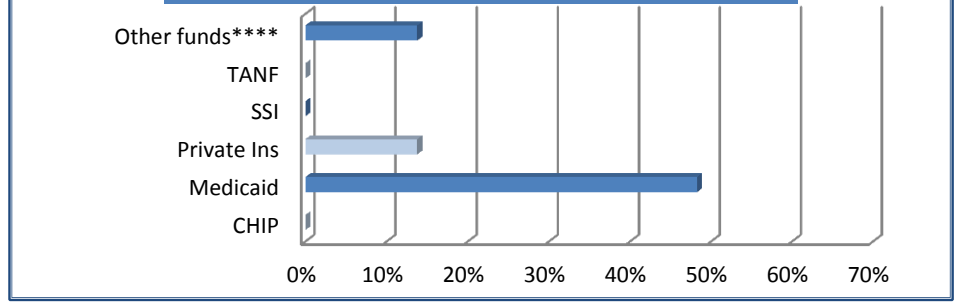
	Mean	SD	Range
Number of problems	5.6	2.8	1 to 11



Percent of YA involvement by agency type at Intake



Percent of YAs receiving specific types of funds



+Sample size in any given category may vary due to missing data.

**SD = standard deviation, *Includes any type of high risk environment

**32% also report Sleep problems; 24% report At risk of or has failed placement

***A number of MH agencies also provide substance abuse treatment

****Other funds primarily include 3 Squares, and VHAP.



Youth in Transition Grant (YIT) Outcome Indicators (4/1/10 thru 3/31/13)

These outcome indicators come from young adults who completed interviews with their primary service provider at the start of YIT services (**YIT Start**) **AND 6 months later** (employment data comes from external interviews). Only young adults due for a 6 month follow-up are included. Sample sizes change because not all questions were answered, and samples <10 are not reported to protect confidentiality.

Justice & Corrections	Sample size	YIT Start	6 mos	Progress
Arrested in past 30 days	13	0%	0%	●
Spent at least one night in correctional facility in past 30 days	13	0%	0%	●
Education	Sample size	YIT Start	6 mos	Progress
In school during the past 30 days	13	15%	8%	n/a
18 and older who have completed High School or GED	12	58%	67%	●
18 and older who received post-secondary training (e.g., TECH, College)	12	0%	0%	●
Employment (from Vermont & National Studies)	Sample size	YIT Start	6 mos	Progress
Report having a job in past 6 months.	11	55%	64%	●
Health	Sample size	YIT Start	6 mos	Progress
Report they are currently in excellent or very good health	12	25%	42%	●
Housing	Sample size	YIT Start	6 mos	Progress
Primarily living independently in past 30 days	13	8%	23%	●
Primarily living with others in community in past 30 days	13	77%	62%	n/a
Primarily living in more restrictive settings in past 30 days	13	8%	15%	●
Spent most nights homeless in past 30 days	13	0%	0%	●
Spent at least one night homeless in past 30 days	13	23%	0%	●
Relationships	Sample size	YIT Start	6 mos	Progress
Report agree or strongly agree know people they can rely on in past 30 days	13	85%	92%	●
Strengths	Sample size	YIT Start	6 mos	Progress
Report agree or strongly agree can handle daily life in past 30 days	13	85%	92%	●
Mental Health / Substance Use	Sample size	YIT Start	6 mos	Progress
Report anxious or depressed feelings all or most of the time in past 30 days	11	36%	0%	●
Report at least weekly tobacco use in past 30 days	13	77%	69%	●
Report at least weekly alcohol use in past 30 days	13	8%	8%	●
Report at least weekly illicit drug use in past 30 days	13	23%	31%	●

Morrisville

Symbol Key

- at least 5% improved
- No change
- at least 5% worse
- n/a Not applicable
- Less than 10

Sample at 6 months

Due for follow-up **23**

Completed follow up **13**

