
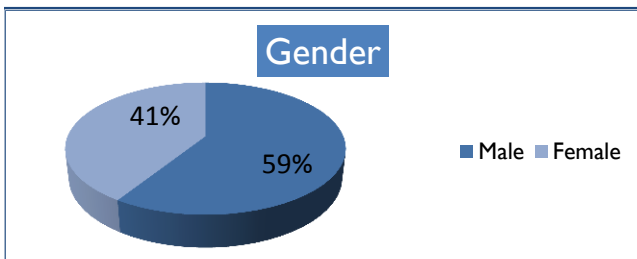


# YIT Descriptive Data: Who Are We Serving? Intake sample includes 61 young adults from Hartford.+

Age	Mean	SD <sup>++</sup>	Range
	18.9	1.5	16 to 21.7

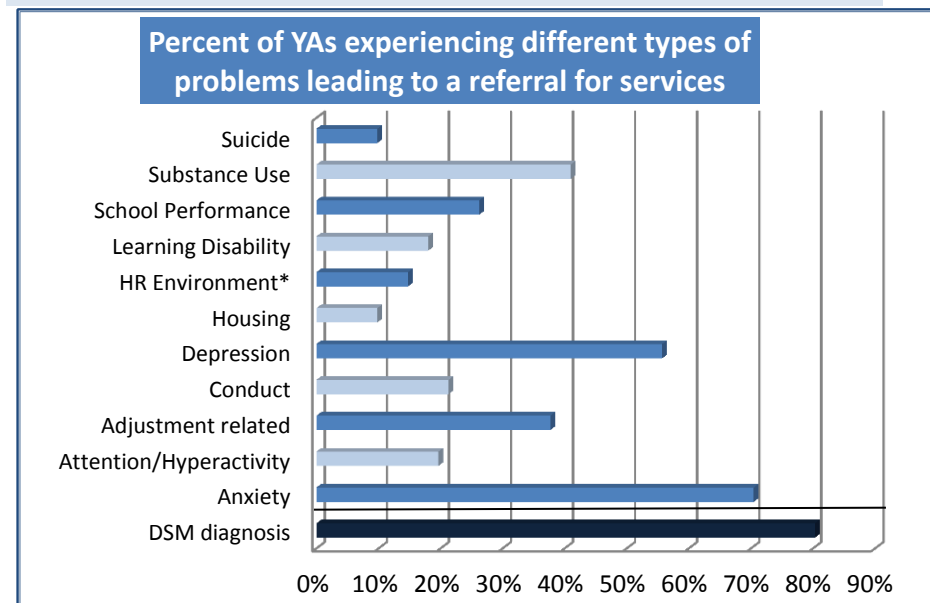


Race/Ethnicity	n	Intake
White	58	95%
African American	0	0%
American Indian/Alaskan Native	1	2%
Asian	0	0%
Belonging to more than 1 race	2	3%
Not of Hispanic, Latino, Spanish origin	42	69%
Hispanic, Latino, or Spanish*	2	3%

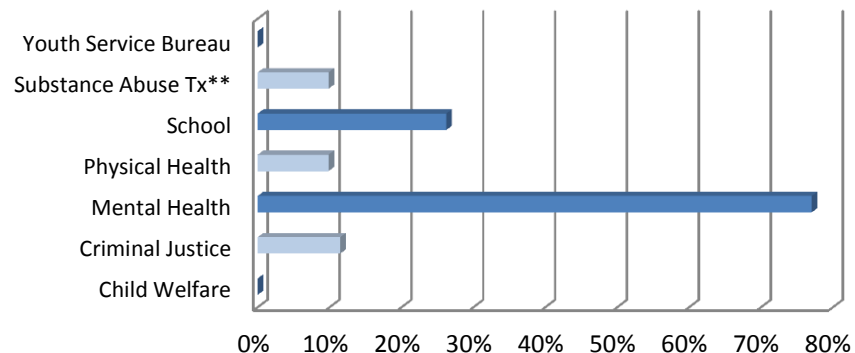
\*28% missing data for Hispanic, Latino, Spanish

## Problems Leading to Referral for Services

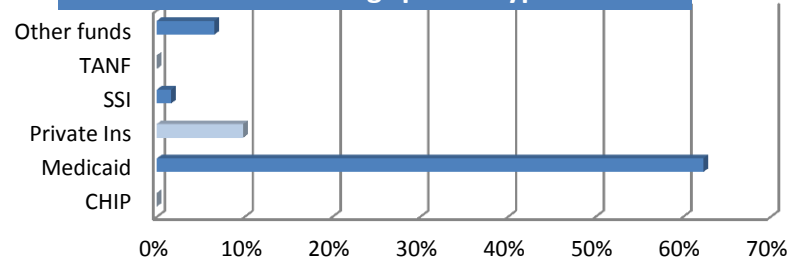
	Mean	SD	Range
Number of problems	3.1	2.6	0 to 15



## Percent of YA involvement by agency type at Intake



## Percent of YAs receiving specific types of funds



+Sample size in any given category may vary due to missing data.

\*\*SD = standard deviation

\*Includes any type of high risk environment

\*\*Note: A number of MH agencies also provide substance abuse treatment

\*\*\*Other funds primarily include 3 Squares and VHAP.



## Youth in Transition Grant (YIT) Outcome Indicators (4/1/10 thru 3/31/13)

These outcome indicators come from young adults who completed interviews with their primary service provider at the start of YIT services (**YIT Start**) **AND 6 months later** (employment data comes from external interviews). Only young adults due for a 6 month follow-up are included. Sample sizes change because not all questions were answered, and samples <10 are not reported to protect confidentiality.

Justice & Corrections	Sample size	YIT Start	6 mos	Progress
Arrested in past 30 days	4	-	-	-
Spent at least one night in correctional facility in past 30 days	3	-	-	-

Education	Sample size	YIT Start	6 mos	Progress
In school during the past 30 days	20	45%	40%	n/a
18 and older who have completed High School or GED	20	25%	35%	●
18 and older who received post-secondary training (e.g., TECH, College)	20	0%	0%	●

Employment (from Vermont & National Studies)	Sample size	YIT Start	6 mos	Progress
Report having a job in past 6 months.	23	61%	57%	●

Health	Sample size	YIT Start	6 mos	Progress
Report they are currently in excellent or very good health	16	38%	31%	●

Housing	Sample size	YIT Start	6 mos	Progress
Primarily living independently in past 30 days	18	6%	11%	●
Primarily living with others in community in past 30 days	18	67%	72%	n/a
Primarily living in more restrictive settings in past 30 days	18	0%	0%	●
Spent most nights homeless in past 30 days	18	6%	11%	●
Spent at least one night homeless in past 30 days	6	-	-	-

Relationships	Sample size	YIT Start	6 mos	Progress
Report agree or strongly agree know people they can rely on in past 30 days	20	85%	100%	●

Strengths	Sample size	YIT Start	6 mos	Progress
Report agree or strongly agree can handle daily life in past 30 days	20	75%	90%	●

Mental Health / Substance Use	Sample size	YIT Start	6 mos	Progress
Report anxious or depressed feelings all or most of the time in past 30 days	15	20%	27%	●
Report at least weekly tobacco use in past 30 days	16	50%	63%	●
Report at least weekly alcohol use in past 30 days	16	25%	0%	●
Report at least weekly illicit drug use in past 30 days	16	13%	13%	●

## Hartford

### Symbol Key

- at least 5% improved
- No change
- at least 5% worse
- n/a Not applicable
- Less than 10

### Sample at 6 months

Due for follow-up 45

Completed follow up 20

