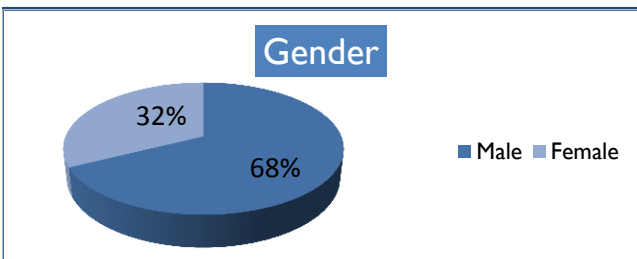



# YIT Descriptive Data: Who Are We Serving? Intake sample includes 106 young adults from Burlington.+

Age	Mean	SD <sup>++</sup>	Range
	18.6	1.5	16 to 21.8

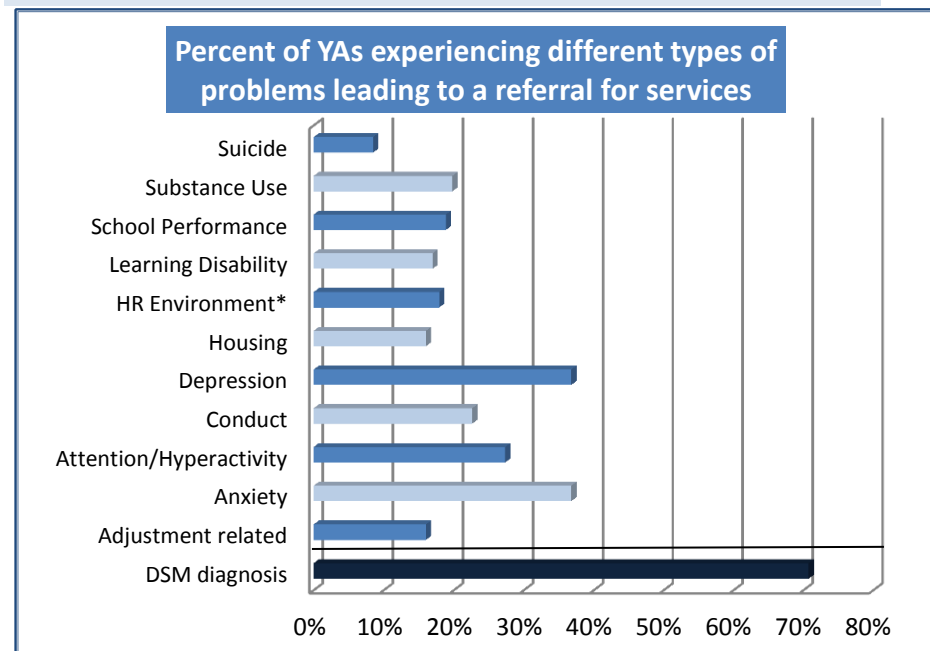


Race/Ethnicity	n	Intake
White	74	70%
African American	15	14%
American Indian/Alaskan Native	0	0%
Asian	12	11%
Belonging to more than 1 race	5	5%
Not of Hispanic, Latino, Spanish origin	78	74%
Hispanic, Latino, or Spanish*	3	3%

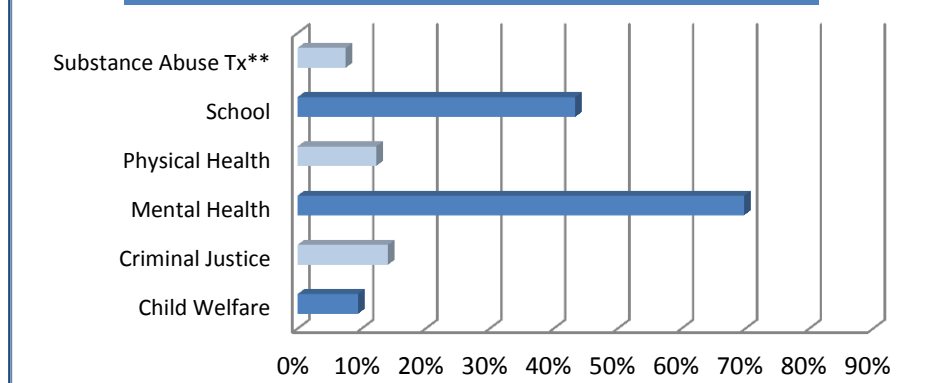
\*23% missing data for Hispanic, Latino, Spanish

## Problems Leading to Referral for Services

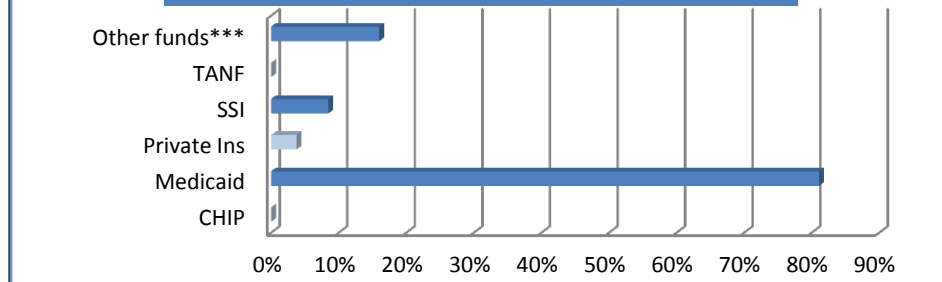
	Mean	SD	Range
Number of problems	2.5	2.1	1 to 9



## Percent of YA involvement by agency type at Intake



## Percent of YAs receiving specific types of funds



\*Sample size in any given category may vary due to missing data.

\*\*SD = standard deviation

\*Includes any type of high risk environment

\*\*Note: A number of MH agencies also provide substance abuse treatment

\*\*\*Other funds primarily include Reach Up, 3 Squares, and VHAP.



## Youth in Transition Grant (YIT) Outcome Indicators (4/1/10 thru 3/31/13)

These outcome indicators come from young adults who completed interviews with their primary service provider at the start of YIT services (**YIT Start**) **AND 6 months later** (employment data comes from external interviews). Only young adults due for a 6 month follow-up are included. Sample sizes change because not all questions were answered, and samples <10 are not reported to protect confidentiality.

Justice & Corrections	Sample size	YIT Start	6 mos	Progress
Arrested in past 30 days	34	0%	0%	●
Spent at least one night in correctional facility in past 30 days	30	0%	0%	●
Education	Sample size	YIT Start	6 mos	Progress
In school during the past 30 days	36	64%	69%	n/a
18 and older who have completed High School or GED	32	31%	38%	●
18 and older who received post-secondary training (e.g., TECH, College)	32	6%	6%	●
Employment (from Vermont & National Studies)	Sample size	YIT Start	6 mos	Progress
Report having a job in past 6 months.	20	65%	70%	●
Health	Sample size	YIT Start	6 mos	Progress
Report they are currently in excellent or very good health	29	41%	41%	●
Housing	Sample size	YIT Start	6 mos	Progress
Primarily living independently in past 30 days	35	6%	9%	●
Primarily living with others in community in past 30 days	35	60%	66%	n/a
Primarily living in more restrictive settings in past 30 days	35	17%	14%	●
Spent most nights homeless in past 30 days	35	6%	6%	●
Spent at least one night homeless in past 30 days	30	3%	0%	●
Relationships	Sample size	YIT Start	6 mos	Progress
Report agree or strongly agree know people they can rely on in past 30 days	34	91%	97%	●
Strengths	Sample size	YIT Start	6 mos	Progress
Report agree or strongly agree can handle daily life in past 30 days	35	86%	89%	●
Mental Health / Substance Use	Sample size	YIT Start	6 mos	Progress
Report anxious or depressed feelings all or most of the time in past 30 days	27	26%	22%	●
Report at least weekly tobacco use in past 30 days	29	28%	31%	●
Report at least weekly alcohol use in past 30 days	30	3%	7%	●
Report at least weekly illicit drug use in past 30 days	30	3%	7%	●

## Burlington

### Symbol Key

- at least 5% improved
- No change
- at least 5% worse
- n/a Not applicable
- Less than 10

### Sample at 6 months

Due for follow-up	85
Completed follow up	36



## Youth in Transition Grant (YIT) Outcome Indicators (4/1/10 thru 3/31/13)

These outcome indicators come from young adults who completed interviews with their primary service provider at the start of YIT services (**YIT Start**) **AND 12 months later** (employment data comes from external interviews). Only young adults due for a 12 month follow-up are included. Sample sizes change because not all questions were answered, and samples <10 are not reported to protect confidentiality.

Justice & Corrections	Sample size	YIT Start	12 mos	Progress
Arrested in past 30 days	16	0%	0%	●
Spent at least one night in correctional facility in past 30 days	16	0%	0%	●
Education	Sample size	YIT Start	12 mos	Progress
In school during the past 30 days	18	67%	44%	n/a
18 and older who have completed High School or GED	15	40%	53%	●
18 and older who received post-secondary training (e.g., TECH, College)	15	7%	7%	●
Employment (from Vermont & National Studies)	Sample size	YIT Start	12 mos	Progress
Report having a job in past 6 months.	12	83%	75%	●
Health	Sample size	YIT Start	12 mos	Progress
Report they are currently in excellent or very good health	16	38%	31%	●
Housing	Sample size	YIT Start	12 mos	Progress
Primarily living independently in past 30 days	16	13%	13%	●
Primarily living with others in community in past 30 days	16	63%	69%	n/a
Primarily living in more restrictive settings in past 30 days	16	6%	13%	●
Spent most nights homeless in past 30 days	16	6%	6%	●
Spent at least one night homeless in past 30 days	16	6%	6%	●
Relationships	Sample size	YIT Start	12 mos	Progress
Report agree or strongly agree know people they can rely on in past 30 days	16	94%	94%	●
Strengths	Sample size	YIT Start	12 mos	Progress
Report agree or strongly agree can handle daily life in past 30 days	17	82%	94%	●
Mental Health / Substance Use	Sample size	YIT Start	12 mos	Progress
Report anxious or depressed feelings all or most of the time in past 30 days	16	25%	0%	●
Report at least weekly tobacco use in past 30 days	16	31%	44%	●
Report at least weekly alcohol use in past 30 days	16	6%	13%	●
Report at least weekly illicit drug use in past 30 days	16	6%	6%	●

## Burlington

### Symbol Key

- at least 5% improved
- No change
- at least 5% worse
- n/a Not applicable
- Less than 10

### Sample at 12 months

Due for follow-up **67**

Completed follow up **18**

