
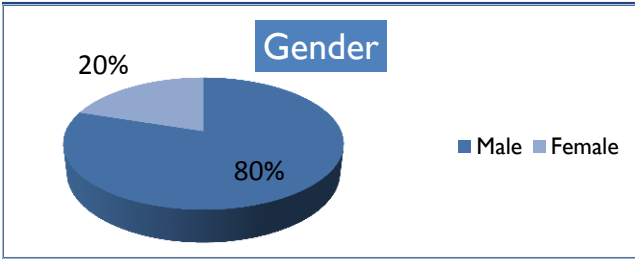


# YIT Descriptive Data: Who Are We Serving? Intake sample includes 40 young adults from Bennington.+

Age	Mean	SD <sup>++</sup>	Range
	19.1	1.3	16 to 21.4

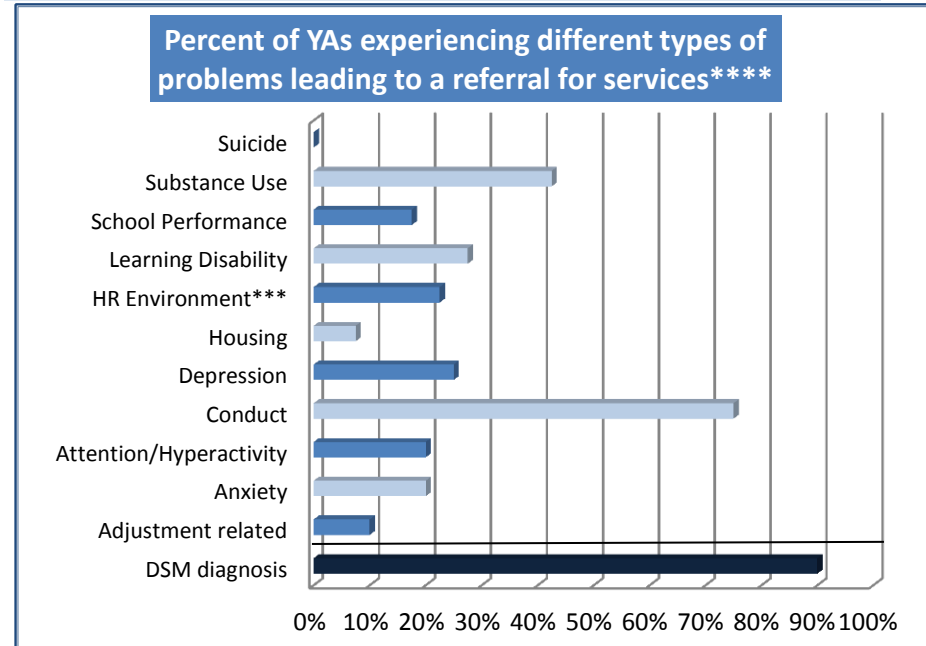


Race/Ethnicity	n	Intake
White	35	88%
African American	1	3%
American Indian/Alaskan Native	0	0%
Asian	0	0%
Belonging to more than 1 race	4	10%
Not of Hispanic, Latino, Spanish origin	38	95%
Hispanic, Latino, or Spanish*	1	3%

\*2% missing data for whether Hispanic, Latino, Spanish

## Problems Leading to Referral for Services

	Mean	SD	Range
Number of problems	3.0	2.2	1 to 8



+Sample size in any given category may vary due to missing data.

\*\*SD = standard deviation

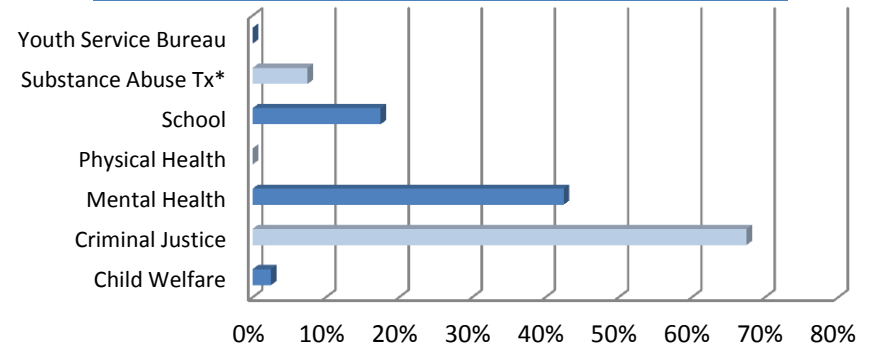
\*A number of MH agencies also provide substance abuse treatment

\*\*Other funds primarily include Reach Up, 3 Squares, and VHAP.

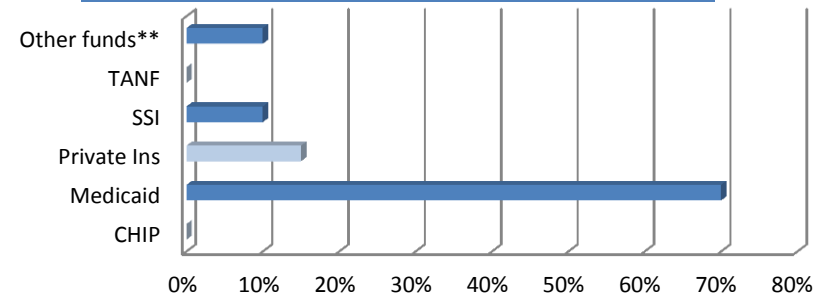
\*\*\*Includes any type of high risk environment

\*\*\*\*20% of young adults were also rated as experiencing Sleeping Problems

## Percent of YA involvement by agency type at Intake



## Percent of YAs receiving specific types of funds



## Youth in Transition Grant (YIT) Outcome Indicators (4/1/10 thru 3/31/13)

These outcome indicators come from young adults who completed interviews with their primary service provider at the start of YIT services (**YIT Start**) **AND 6 months later** (employment data comes from external interviews). Only young adults due for a 6 month follow-up are included. Sample sizes change because not all questions were answered, and samples <10 are not reported to protect confidentiality.

Justice & Corrections	Sample size	YIT Start	6 mos	Progress
Arrested in past 30 days	26	12%	4%	●
Spent at least one night in correctional facility in past 30 days	23	4%	4%	●
Education	Sample size	YIT Start	6 mos	Progress
In school during the past 30 days	28	25%	36%	n/a
18 and older who have completed High School or GED	27	33%	37%	●
18 and older who received post-secondary training (e.g., TECH, College)	27	0%	0%	●
Employment (from Vermont & National Studies)	Sample size	YIT Start	6 mos	Progress
Report having a job in past 6 months.	21	48%	71%	●
Health	Sample size	YIT Start	6 mos	Progress
Report they are currently in excellent or very good health	24	33%	29%	●
Housing	Sample size	YIT Start	6 mos	Progress
Primarily living independently in past 30 days	27	19%	30%	●
Primarily living with others in community in past 30 days	27	74%	59%	n/a
Primarily living in more restrictive settings in past 30 days	27	0%	0%	●
Spent most nights homeless in past 30 days	27	4%	0%	●
Spent at least one night homeless in past 30 days	23	9%	9%	●
Relationships	Sample size	YIT Start	6 mos	Progress
Report agree or strongly agree know people they can rely on in past 30 days	28	89%	96%	●
Strengths	Sample size	YIT Start	6 mos	Progress
Report agree or strongly agree can handle daily life in past 30 days	28	93%	93%	●
Mental Health / Substance Use	Sample size	YIT Start	6 mos	Progress
Report anxious or depressed feelings all or most of the time in past 30 days	23	17%	4%	●
Report at least weekly tobacco use in past 30 days	24	88%	75%	●
Report at least weekly alcohol use in past 30 days	23	13%	9%	●
Report at least weekly illicit drug use in past 30 days	24	38%	13%	●

## Bennington

### Symbol Key

- at least 5% improved
- No change
- at least 5% worse
- n/a Not applicable
- Less than 10

### Sample at 6 months

Due for follow-up **36**

Completed follow up **28**



## Youth in Transition Grant (YIT) Outcome Indicators (4/1/10 thru 3/31/13)

These outcome indicators come from young adults who completed interviews with their primary service provider at the start of YIT services (**YIT Start**) **AND 12 months later** (employment data comes from external interviews). Only young adults due for a 12 month follow-up are included. Sample sizes change because not all questions were answered, and samples <10 are not reported to protect confidentiality.

Justice & Corrections	Sample size	YIT Start	12 mos	Progress
Arrested in past 30 days	10	10%	0%	●
Spent at least one night in correctional facility in past 30 days	7	-	-	-

Education	Sample size	YIT Start	12 mos	Progress
In school during the past 30 days	10	30%	20%	n/a
18 and older who have completed High School or GED	10	30%	40%	●
18 and older who received post-secondary training (e.g., TECH, College)	10	0%	0%	●

Employment (from Vermont & National Studies)	Sample size	YIT Start	12 mos	Progress
Report having a job in past 6 months.	16	31%	44%	●

Health	Sample size	YIT Start	12 mos	Progress
Report they are currently in excellent or very good health	7	-	-	-

Housing	Sample size	YIT Start	12 mos	Progress
Primarily living independently in past 30 days	10	10%	40%	●
Primarily living with others in community in past 30 days	10	70%	60%	n/a
Primarily living in more restrictive settings in past 30 days	10	0%	0%	●
Spent most nights homeless in past 30 days	10	10%	0%	●
Spent at least one night homeless in past 30 days	7	-	-	-

Relationships	Sample size	YIT Start	12 mos	Progress
Report agree or strongly agree know people they can rely on in past 30 days	10	100%	90%	●

Strengths	Sample size	YIT Start	12 mos	Progress
Report agree or strongly agree can handle daily life in past 30 days	10	90%	80%	●

Mental Health / Substance Use	Sample size	YIT Start	12 mos	Progress
Report anxious or depressed feelings all or most of the time in past 30 days	7	-	-	-
Report at least weekly tobacco use in past 30 days	7	-	-	-
Report at least weekly alcohol use in past 30 days	7	-	-	-
Report at least weekly illicit drug use in past 30 days	7	-	-	-

## Bennington

### Symbol Key

- at least 5% improved
- No change
- at least 5% worse
- n/a Not applicable
- Less than 10

### Sample at 12 months

Due for follow-up **29**

Completed follow up **10**

