
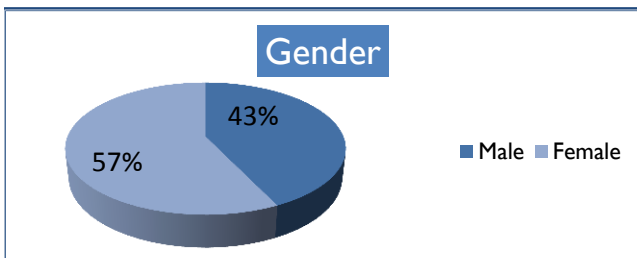


# YIT Descriptive Data: Who Are We Serving? Intake sample includes 49 young adults from Barre.+

Age	Mean	SD**	Range
	19.5	1.2	16 to 21.3

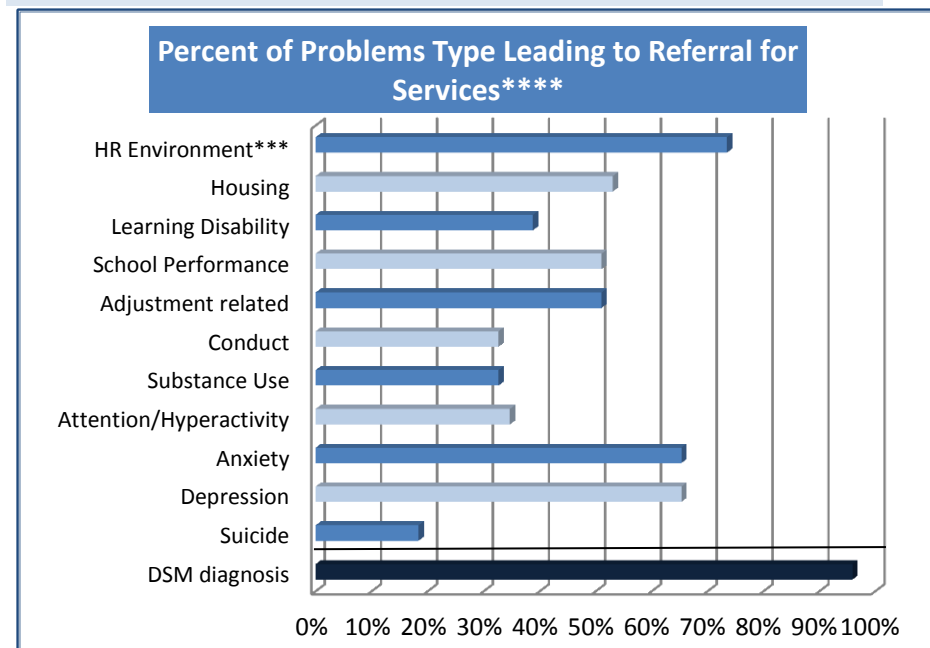


Race/Ethnicity	n	Intake
White	45	92%
African American	0	0%
American Indian/Alaskan Native	0	0%
Asian	0	0%
Belonging to more than 1 race	4	8%
Not of Hispanic, Latino, Spanish origin	44	90%
Hispanic, Latino, or Spanish*	3	6%

\*4% missing data for whether Hispanic, Latino, Spanish

## Problems Leading to Referral for Services

	Mean	SD	Range
Number of problems	5.8	2.8	1 to 12



+Sample size in any given category may vary due to missing data.

\*\*SD = standard deviation

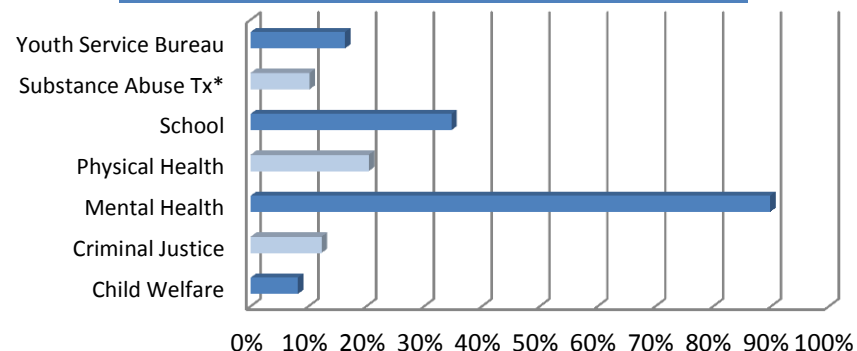
\*A number of MH agencies also provide substance abuse treatment

\*\*Other funds primarily include Reach Up, 3 Squares, and VHAP.

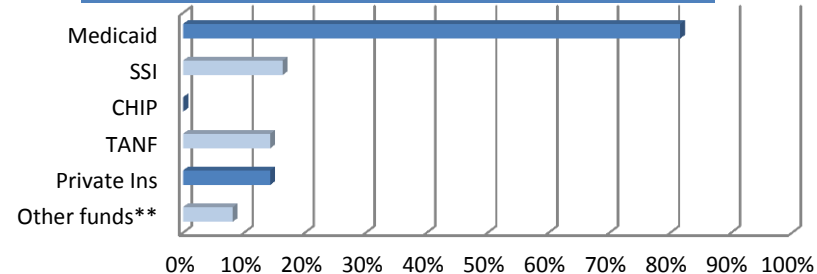
\*\*\*Includes any type of high risk environment

\*\*\*\*37% & 33% of young adults were also rated as experiencing Sleeping Problems & Maltreatment respectively.

## Percent of Agencies YA Involved with at Intake



## Percent of YAs receiving specific types of funds



## Youth in Transition Grant (YIT) Outcome Indicators (4/1/10 thru 3/31/13)

These outcome indicators come from young adults who completed interviews with their primary service provider at the start of YIT services (**YIT Start**) **AND 6 months later** (employment data comes from external interviews). Only young adults due for a 6 month follow-up are included. Sample sizes change because not all questions were answered, and samples <10 are not reported to protect confidentiality.

Justice & Corrections	Sample size	YIT Start	6 mos	Progress
Arrested in past 30 days	11	0%	0%	●
Spent at least one night in correctional facility in past 30 days	11	0%	0%	●

Education	Sample size	YIT Start	6 mos	Progress
In school during the past 30 days	13	46%	38%	n/a
18 and older who have completed High School or GED	11	64%	73%	●
18 and older who received post-secondary training (e.g., TECH, College)	11	0%	9%	●

Employment (from Vermont & National Studies)	Sample size	YIT Start	6 mos	Progress
Report having a job in past 6 months.	14	50%	71%	●

Health	Sample size	YIT Start	6 mos	Progress
Report they are currently in excellent or very good health	11	36%	18%	●

Housing	Sample size	YIT Start	6 mos	Progress
Primarily living independently in past 30 days	11	18%	45%	●
Primarily living with others in community in past 30 days	11	73%	55%	n/a
Primarily living in more restrictive settings in past 30 days	11	9%	0%	●
Spent most nights homeless in past 30 days	11	0%	0%	●
Spent at least one night homeless in past 30 days	11	0%	0%	●

Relationships	Sample size	YIT Start	6 mos	Progress
Report agree or strongly agree know people they can rely on in past 30 days	11	100%	100%	●

Strengths	Sample size	YIT Start	6 mos	Progress
Report agree or strongly agree can handle daily life in past 30 days	11	91%	73%	●

Mental Health / Substance Use	Sample size	YIT Start	6 mos	Progress
Report anxious or depressed feelings all or most of the time in past 30 days	10	40%	30%	●
Report at least weekly tobacco use in past 30 days	11	36%	18%	●
Report at least weekly alcohol use in past 30 days	11	9%	18%	●
Report at least weekly illicit drug use in past 30 days	11	0%	18%	●

## Barre

### Symbol Key

- at least 5% improved
- No change
- at least 5% worse
- n/a Not applicable
- Less than 10

### Sample at 6 months

Due for follow-up **42**

Completed follow up **13**

