



The Vermont Young Adult in Transition Grant: STATEWIDE EVALUATION DASHBOARD Updated May, 2011



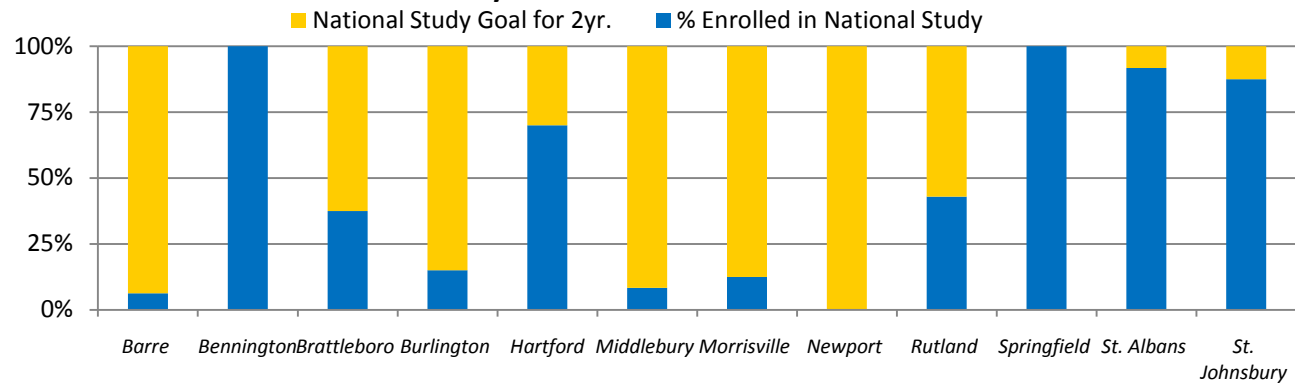
Questions? Contact Tom Delaney at 656-9192; thomas.delaney@uvm.edu

Vision: Young adults in Vermont are empowered, healthy, valued and engaged in their communities.

Stories from the Field

“Emily” is a 17 year old who had very few friends and little connection to her school and community. She was bullied in school and basically stopped going. She tried working with Vermont Adult Learning but this didn’t work out. Working with her transition facilitator, she became interested in Job Corps. The transition facilitator supported her through some medical problems, through the process of applying to Job Corps and getting to appointments. Emily is still engaged in Job Corps, building friendships and continuing on her educational path. The facilitator continues to stay in touch and be a sounding board for ideas and helping her process positive and negative experiences and feelings.

National Study YIT Enrollment-to-date 03.31.11



Vermont Study YIT Enrollment-to-date 03.31.11





Mission: Young adults, families/adult allies and community partners collaborate to develop a system of care to support transition to adulthood. The system builds upon the strengths of young adults and creates an array of specialized mental health and related services to meet their unique and changing needs. The system also fosters young adult leadership.


How are young adults doing on measures of YIT outcomes at intake & 6 months later?

<i>Outcome</i>	<i>Percentage of young adults who...</i>	<i>Start of YIT supports</i>	<i>6 months later</i>
1. Corrections	were arrested in the past 30 days	3%	4%
2. Employment	had a job in the past 6 months	59%	59%
3. Education	are 18 or older and have earned high school diploma or GED	59%	64%
4. Health	report they are in <i>excellent</i> or <i>very good</i> health	27%	26%
5. Housing	are living independently or with caregivers	54%	68%
6. Relationships	report they know people who listen & understand them	90%	98%
7. Strengths	report they <i>agree</i> or <i>strongly agree</i> doing well in school/work	71%	73%
8. Mental health	report <i>agree</i> or <i>strongly agree</i> they are able to cope	61%	74%

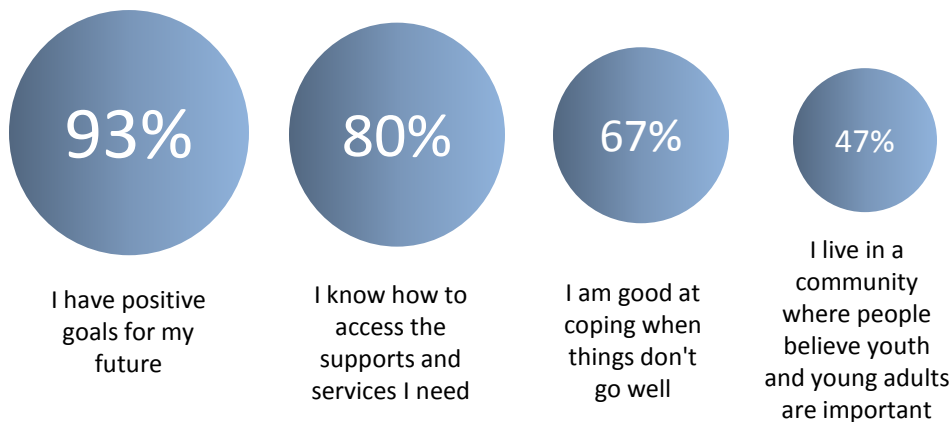
Arrows mean at least

5% increase 

No change 

5% drop 

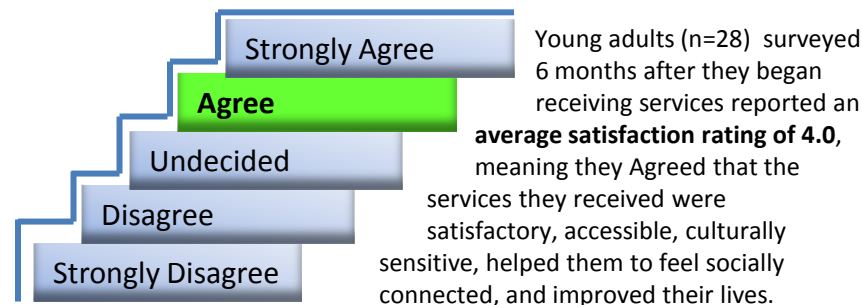
Strengths: Percentage of Young Adults Who Responded *Like Me* or *Completely Like Me*



Percent of YA's reporting driving under the influence or having a motor vehicle accident (n = 28)



Young Adults' Satisfaction with Services



Questions? Contact Tom Delaney at 656-9192; thomas.delaney@uvm.edu