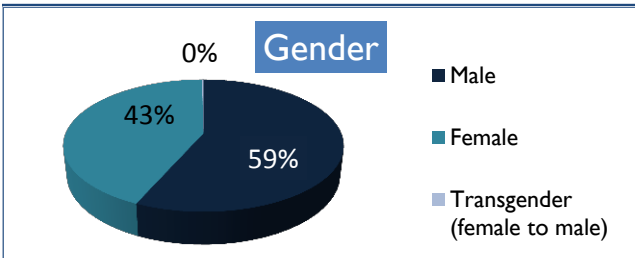



Youth in Transition (YIT) Descriptive Data: Who Are We Serving? - Vermont (4/1/10 - 12/31/12)

Intake sample includes 476 young adults from across Vermont.⁺

Age	Mean	SD ⁺⁺	Range
	19.0	1.4	16 to 21.9

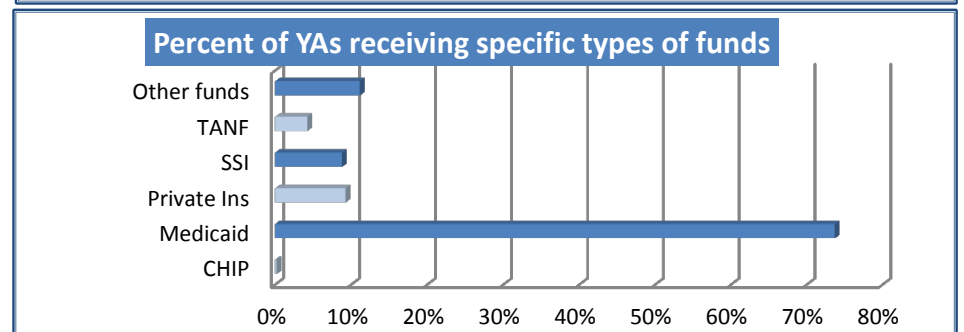
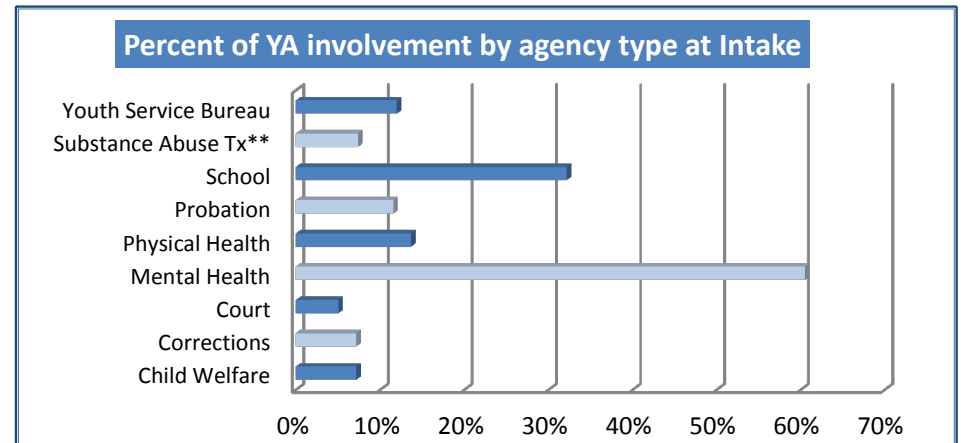
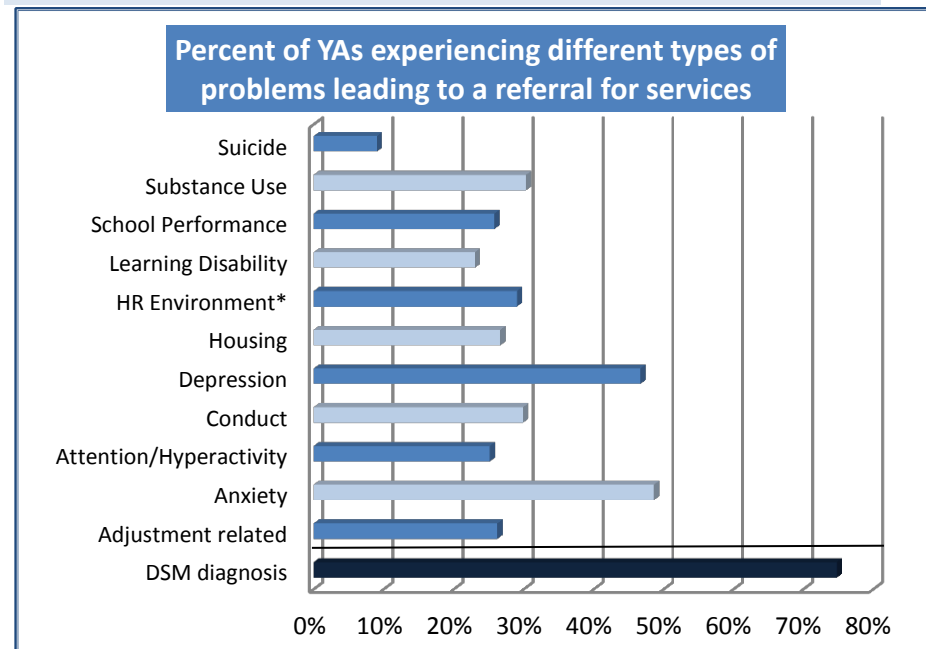


Race/Ethnicity	n	Intake
White	394	83%
African American	22	5%
American Indian/Alaskan Native	5	1%
Asian	13	3%
Belonging to more than 1 race	42	9%
Not of Hispanic, Latino, Spanish origin	406	85%
Hispanic, Latino, or Spanish*	17	4%

*11% missing data for whether Hispanic, Latino, Spanish

Problems Leading to Referral for Services

Number of problems	Mean	SD	Range
	3.4	2.7	0 to 16



⁺Sample size in any given category may vary due to missing data.

⁺⁺SD = standard deviation

*Note: includes any type of high risk environment

**Note: A number of MH agencies also provide substance abuse treatment

Youth in Transition Grant (YIT) Outcome Indicators (4/1/10 thru 12/31/12)

These outcome indicators come from young adults who completed interviews with their primary service provider at the start of YIT services (**YIT Start**) **AND 12 months later** (employment data comes from external interviews). Only young adults due for a 12 month follow-up are included. Sample sizes change because not all questions were answered, and samples <10 are not reported to protect confidentiality.

Justice & Corrections	Sample size	YIT Start	12 mos	Progress
Arrested in past 30 days	53	6%	0%	●
Spent at least one night in correctional facility in past 30 days	52	4%	0%	●
Education	Sample size	YIT Start	12 mos	Progress
In school during the past 30 days	65	37%	28%	n/a
18 and older who have completed High School or GED	47	60%	74%	●
18 and older who received post-secondary training (e.g., TECH, College)	47	9%	15%	●
Employment (from Vermont & National Studies)	Sample size	YIT Start	12 mos	Progress
Report having a job in past 6 months.	108	55%	61%	●
Health	Sample size	YIT Start	12 mos	Progress
Report they are currently in excellent or very good health	57	28%	23%	●
Housing	Sample size	YIT Start	12 mos	Progress
Primarily living independently in past 30 days	61	11%	39%	●
Primarily living with others in community in past 30 days	61	70%	48%	n/a
Primarily living in more restrictive settings in past 30 days	61	0%	3%	●
Spent most nights homeless in past 30 days	61	8%	2%	●
Spent at least one night homeless in past 30 days	51	14%	2%	●
Relationships	Sample size	YIT Start	12 mos	Progress
Report agree or strongly agree know people they can rely on in past 30 days	62	90%	87%	●
Strengths	Sample size	YIT Start	12 mos	Progress
Report agree or strongly agree can handle daily life in past 30 days	63	79%	79%	●
Mental Health / Substance Use	Sample size	YIT Start	12 mos	Progress
Report anxious or depressed feelings all or most of the time in past 30 days	57	23%	26%	●
Report at least weekly tobacco use in past 30 days	58	59%	59%	●
Report at least weekly alcohol use in past 30 days	58	16%	17%	●
Report at least weekly illicit drug use in past 30 days	58	21%	19%	●

Vermont

Symbol Key

- at least 5% improved
- No change
- at least 5% worse
- n/a Not applicable
- Less than 10

Sample at 12 months

Due for follow-up **286**

Completed follow up **65**

