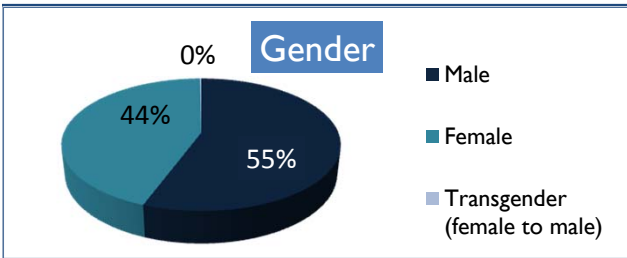



Youth in Transition (YIT) Descriptive Data: Who Are We Serving? - Vermont (4/1/10 - 9/30/13)

Intake sample includes 538 young adults from across Vermont.*

Age	Mean	SD ⁺⁺	Range
	18.9	1.4	16 to 22

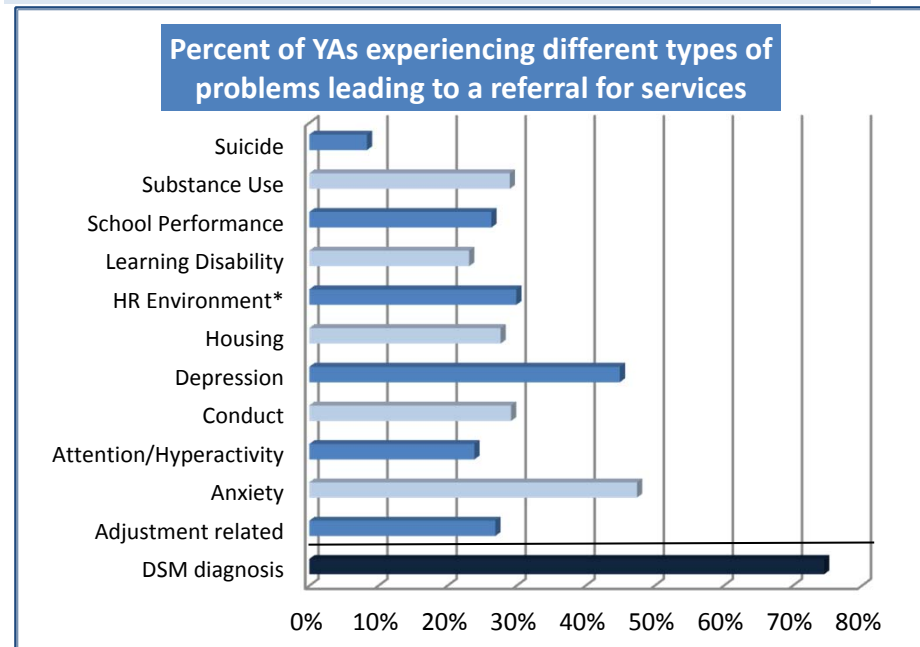


Race/Ethnicity	n	Intake
White	446	83%
African American	25	5%
American Indian/Alaskan Native	6	1%
Asian	17	3%
Belonging to more than 1 race	44	8%
Not of Hispanic, Latino, Spanish origin	454	84%
Hispanic, Latino, or Spanish*	19	4%

*12% missing data for whether Hispanic, Latino, Spanish

Problems Leading to Referral for Services

	Mean	SD	Range
Number of problems	3.3	2.7	1 to 17



*Sample size in any given category may vary due to missing data.

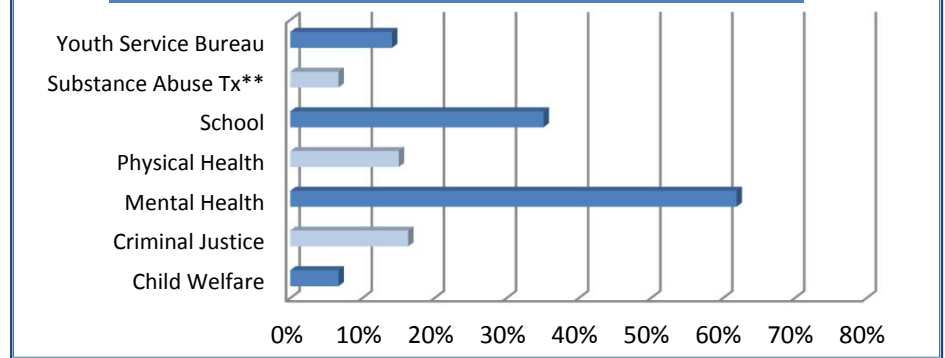
**SD = standard deviation

*Includes any type of high risk environment

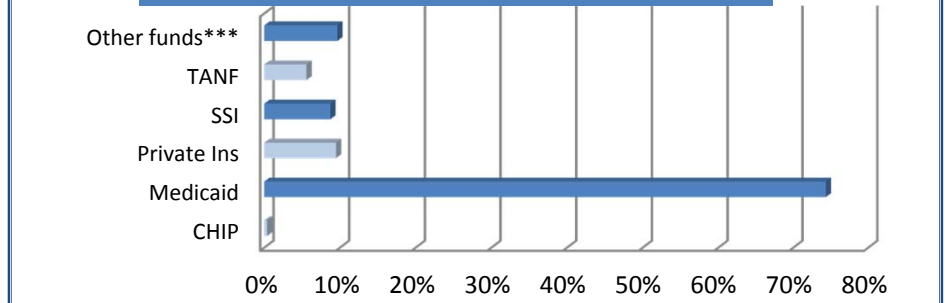
**A number of MH agencies also provide substance abuse treatment

***Other funds primarily include 3 Squares and VHAP.

Percent of YA involvement by agency type at Intake



Percent of YAs receiving specific types of funds



Youth in Transition Grant (YIT) Outcome Indicators (4/1/10 thru 9/30/13)

These outcome indicators come from young adults who completed interviews with their primary service provider at the start of YIT services (**YIT Start**) **AND 6 months later** (employment data comes from external interviews). Only young adults due for a 6 month follow-up are included. Sample sizes change because not all questions were answered, and samples <10 are not reported to protect confidentiality.

Justice & Corrections	Sample size	YIT Start	6 mos	Progress
Arrested in past 30 days	162	2%	2%	●
Spent at least one night in correctional facility in past 30 days	150	1%	1%	●
Education	Sample size	YIT Start	6 mos	Progress
In school during the past 30 days	187	43%	40%	n/a
18 and older who have completed High School or GED	173	43%	52%	●
18 and older who received post-secondary training (e.g., TECH, College)	173	6%	7%	●
Employment (from Vermont & National Studies)	Sample size	YIT Start	6 mos	Progress
Report having a job in past 6 months.	210	55%	62%	●
Health	Sample size	YIT Start	6 mos	Progress
Report they are currently in excellent or very good health	159	34%	34%	●
Housing	Sample size	YIT Start	6 mos	Progress
Primarily living independently in past 30 days	177	9%	24%	●
Primarily living with others in community in past 30 days	177	69%	60%	n/a
Primarily living in more restrictive settings in past 30 days	177	6%	6%	●
Spent most nights homeless in past 30 days	177	6%	5%	●
Spent at least one night homeless in past 30 days	153	12%	7%	●
Relationships	Sample size	YIT Start	6 mos	Progress
Report agree or strongly agree know people they can rely on in past 30 days	181	90%	97%	●
Strengths	Sample size	YIT Start	6 mos	Progress
Report agree or strongly agree can handle daily life in past 30 days	181	82%	87%	●
Mental Health / Substance Use	Sample size	YIT Start	6 mos	Progress
Report anxious or depressed feelings all or most of the time in past 30 days	153	26%	21%	●
Report at least weekly tobacco use in past 30 days	165	53%	50%	●
Report at least weekly alcohol use in past 30 days	164	13%	8%	●
Report at least weekly illicit drug use in past 30 days	166	22%	17%	●

Vermont

Symbol Key

- at least 5% improved
OR max improvement
- No change
- at least 5% worse
- n/a Not applicable
- Less than 10

Sample at 6 months

Due for follow-up **468**

Completed follow up **187**



Youth in Transition Grant (YIT) Outcome Indicators (4/1/10 thru 9/30/13)

These outcome indicators come from young adults who completed interviews with their primary service provider at the start of YIT services (**YIT Start**) **AND 12 months later** (employment data comes from external interviews). Only young adults due for a 12 month follow-up are included. Sample sizes change because not all questions were answered, and samples <10 are not reported to protect confidentiality.

Justice & Corrections	Sample size	YIT Start	12 mos	Progress
Arrested in past 30 days	74	4%	0%	●
Spent at least one night in correctional facility in past 30 days	71	3%	0%	●
Education	Sample size	YIT Start	12 mos	Progress
In school during the past 30 days	89	39%	31%	n/a
18 and older who have completed High School or GED	81	46%	57%	●
18 and older who received post-secondary training (e.g., TECH, College)	81	6%	11%	●
Employment (from Vermont & National Studies)	Sample size	YIT Start	12 mos	Progress
Report having a job in past 6 months.	175	54%	64%	●
Health	Sample size	YIT Start	12 mos	Progress
Report they are currently in excellent or very good health	81	28%	22%	●
Housing	Sample size	YIT Start	12 mos	Progress
Primarily living independently in past 30 days	85	9%	33%	●
Primarily living with others in community in past 30 days	85	73%	56%	n/a
Primarily living in more restrictive settings in past 30 days	85	1%	4%	●
Spent most nights homeless in past 30 days	85	8%	1%	●
Spent at least one night homeless in past 30 days	74	14%	3%	●
Relationships	Sample size	YIT Start	12 mos	Progress
Report agree or strongly agree know people they can rely on in past 30 days	85	91%	91%	●
Strengths	Sample size	YIT Start	12 mos	Progress
Report agree or strongly agree can handle daily life in past 30 days	87	80%	80%	●
Mental Health / Substance Use	Sample size	YIT Start	12 mos	Progress
Report anxious or depressed feelings all or most of the time in past 30 days	81	27%	25%	●
Report at least weekly tobacco use in past 30 days	81	54%	53%	●
Report at least weekly alcohol use in past 30 days	80	13%	18%	●
Report at least weekly illicit drug use in past 30 days	82	20%	22%	●

Vermont

Symbol Key

- at least 5% improved
OR max improvement
- No change
- at least 5% worse
- n/a Not applicable
- Less than 10

Sample at 12 months

Due for follow-up **397**

Completed follow up **89**

