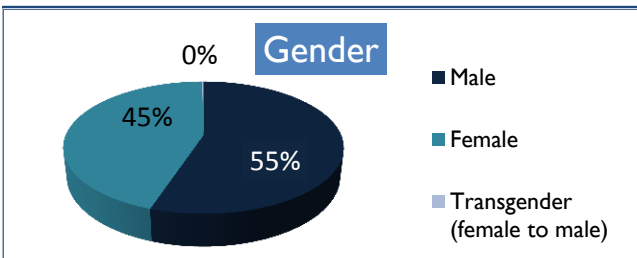



# Youth in Transition (YIT) Descriptive Data: Who Are We Serving? - Vermont (4/1/10 - 6/30/13)

Intake sample includes 525 young adults from across Vermont.<sup>+</sup>

Age	Mean	SD <sup>++</sup>	Range
	18.9	1.4	16 to 22

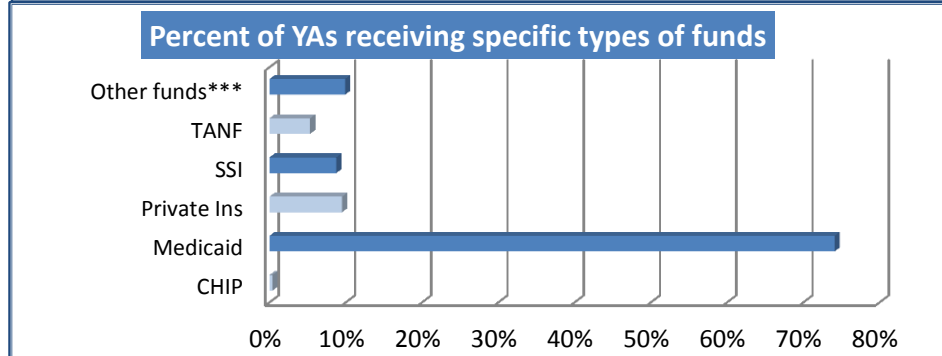
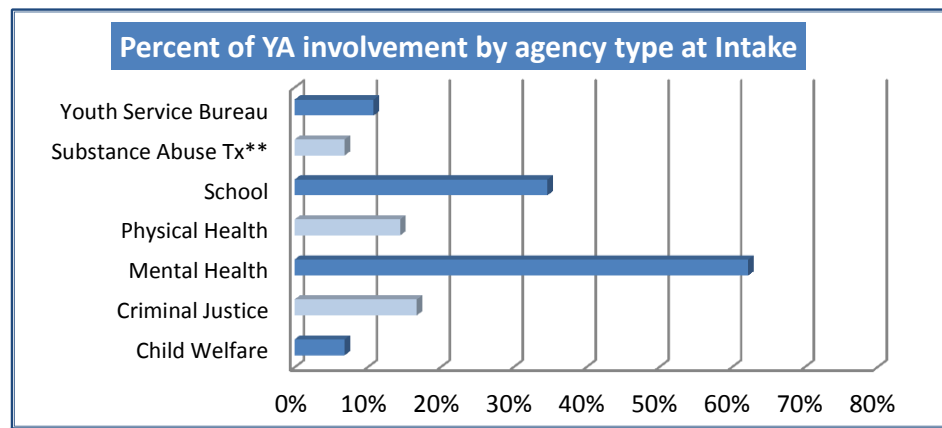
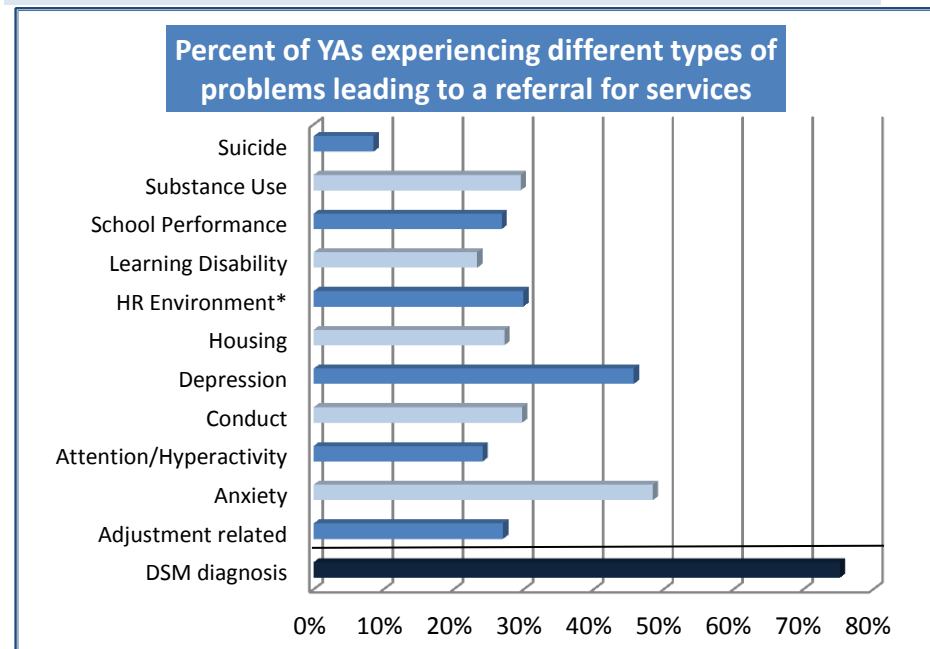


Race/Ethnicity	n	Intake
White	434	86%
African American	25	5%
American Indian/Alaskan Native	6	1%
Asian	16	3%
Belonging to more than 1 race	44	9%
Not of Hispanic, Latino, Spanish origin	443	87%
Hispanic, Latino, or Spanish*	18	4%

\*12% missing data for whether Hispanic, Latino, Spanish

## Problems Leading to Referral for Services

	Mean	SD	Range
Number of problems	3.4	2.7	1 to 17



<sup>+</sup>Sample size in any given category may vary due to missing data.

<sup>++</sup>SD = standard deviation

\*Includes any type of high risk environment

\*\*A number of MH agencies also provide substance abuse treatment

\*\*\*Other funds primarily include 3 Squares and VHAP.



## Youth in Transition Grant (YIT) Outcome Indicators (4/1/10 thru 6/30/13)

Vermont

These outcome indicators come from young adults who completed interviews with their primary service provider at the start of YIT services (**YIT Start**) **AND 6 months later** (employment data comes from external interviews). Only young adults due for a 6 month follow-up are included. Sample sizes change because not all questions were answered, and samples <10 are not reported to protect confidentiality.

Justice & Corrections	Sample size	YIT Start	6 mos	Progress
Arrested in past 30 days	155	2%	2%	●
Spent at least one night in correctional facility in past 30 days	143	1%	1%	●
Education	Sample size	YIT Start	6 mos	Progress
In school during the past 30 days	179	42%	40%	n/a
18 and older who have completed High School or GED	166	43%	52%	●
18 and older who received post-secondary training (e.g.,TECH, College)	166	6%	7%	●
Employment (from Vermont & National Studies)	Sample size	YIT Start	6 mos	Progress
Report having a job in past 6 months.	194	56%	62%	●
Health	Sample size	YIT Start	6 mos	Progress
Report they are currently in excellent or very good health	153	34%	33%	●
Housing	Sample size	YIT Start	6 mos	Progress
Primarily living independently in past 30 days	169	9%	24%	●
Primarily living with others in community in past 30 days	169	67%	60%	n/a
Primarily living in more restrictive settings in past 30 days	169	6%	6%	●
Spent most nights homeless in past 30 days	169	7%	4%	●
Spent at least one night homeless in past 30 days	146	13%	8%	●
Relationships	Sample size	YIT Start	6 mos	Progress
Report agree or strongly agree know people they can rely on in past 30 days	173	90%	97%	●
Strengths	Sample size	YIT Start	6 mos	Progress
Report agree or strongly agree can handle daily life in past 30 days	173	83%	88%	●
Mental Health / Substance Use	Sample size	YIT Start	6 mos	Progress
Report anxious or depressed feelings all or most of the time in past 30 days	145	26%	20%	●
Report at least weekly tobacco use in past 30 days	157	53%	50%	●
Report at least weekly alcohol use in past 30 days	156	12%	8%	●
Report at least weekly illicit drug use in past 30 days	158	22%	17%	●

### Symbol Key

- at least 5% improved  
OR max improvement
- No change
- at least 5% worse
- n/a Not applicable
- Less than 10

### Sample at 6 months

Due for follow-up **435**

Completed follow up **179**



## Youth in Transition Grant (YIT) Outcome Indicators (4/1/10 thru 6/30/13)

Vermont

These outcome indicators come from young adults who completed interviews with their primary service provider at the start of YIT services (**YIT Start**) **AND 12 months later** (employment data comes from external interviews). Only young adults due for a 12 month follow-up are included. Sample sizes change because not all questions were answered, and samples <10 are not reported to protect confidentiality.

Justice & Corrections	Sample size	YIT Start	12 mos	Progress
Arrested in past 30 days	68	4%	0%	●
Spent at least one night in correctional facility in past 30 days	66	3%	0%	●

Education	Sample size	YIT Start	12 mos	Progress
In school during the past 30 days	83	42%	31%	n/a
18 and older who have completed High School or GED	75	45%	57%	●
18 and older who received post-secondary training (e.g., TECH, College)	75	5%	11%	●

Employment (from Vermont & National Studies)	Sample size	YIT Start	12 mos	Progress
Report having a job in past 6 months.	159	54%	63%	●

Health	Sample size	YIT Start	12 mos	Progress
Report they are currently in excellent or very good health	75	29%	23%	●

Housing	Sample size	YIT Start	12 mos	Progress
Primarily living independently in past 30 days	79	10%	32%	●
Primarily living with others in community in past 30 days	79	72%	57%	n/a
Primarily living in more restrictive settings in past 30 days	79	1%	4%	●
Spent most nights homeless in past 30 days	79	8%	1%	●
Spent at least one night homeless in past 30 days	68	12%	3%	●

Relationships	Sample size	YIT Start	12 mos	Progress
Report agree or strongly agree know people they can rely on in past 30 days	79	91%	90%	●

Strengths	Sample size	YIT Start	12 mos	Progress
Report agree or strongly agree can handle daily life in past 30 days	81	81%	80%	●

Mental Health / Substance Use	Sample size	YIT Start	12 mos	Progress
Report anxious or depressed feelings all or most of the time in past 30 days	75	28%	25%	●
Report at least weekly tobacco use in past 30 days	76	53%	53%	●
Report at least weekly alcohol use in past 30 days	75	13%	16%	●
Report at least weekly illicit drug use in past 30 days	76	18%	21%	●

### Symbol Key

- at least 5% improved  
OR max improvement
- No change
- at least 5% worse
- n/a Not applicable
- Less than 10

### Sample at 12 months

Due for follow-up **370**

Completed follow up **83**

