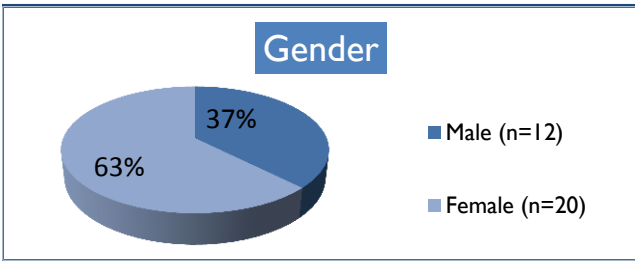



St. Johnsbury YIT Descriptive Data: Who Are We Serving?

Intake sample includes 32 young adults from St. Johnsbury.

Age	Mean	SD ⁺⁺	Range
	19.8	1.4	16 to 22

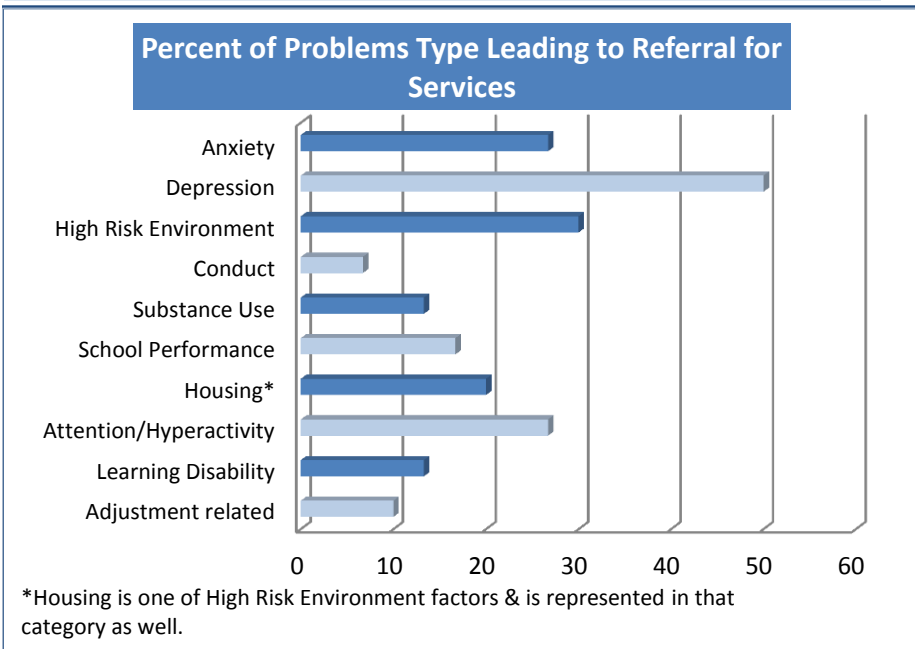


Race/Ethnicity*	n	Intake
White	29	91%
African American	1	3%
American Indian/Alaskan Native	0	0%
Asian	0	0%
Belonging to one or more race	0	0%
Not of Hispanic, Latino, Spanish origin	20	67%
Hispanic, Latino, or Spanish*	1	3%

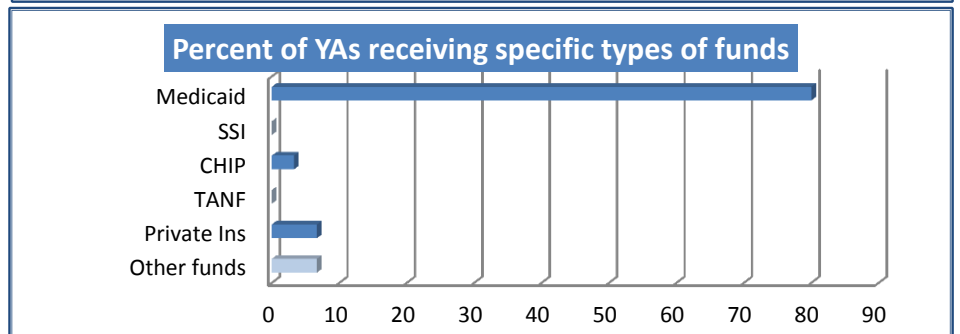
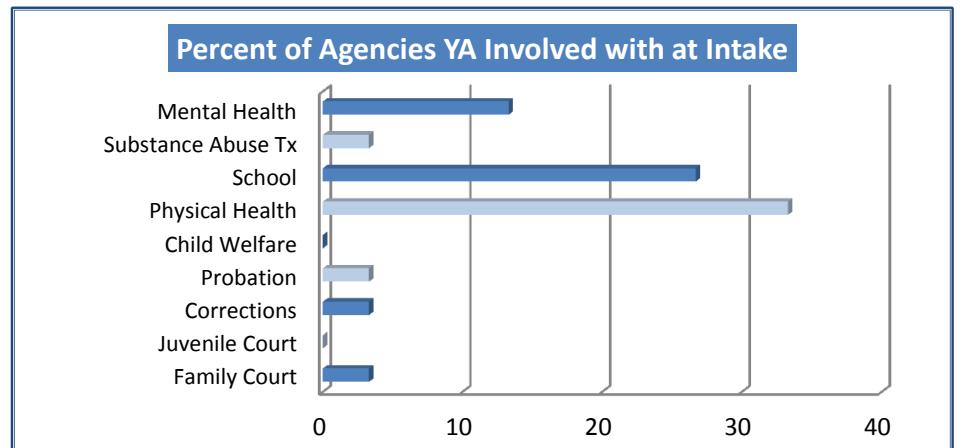
*30% (n=9) missing data for Hispanic, 7% (n=2) missing data for Race

Problems Leading to Referral for Services

Number of problems	Mean	SD	Range
	2.4	1	1 to 4



⁺⁺SD = standard deviation



YIT Outcome Indicators - St. Johnsbury



Note: The **Intake Sample** includes all young adults who completed an interview for the *Common Study Intake*. The **Follow-Up Sample** includes only those who completed *Common Study* interviews at **intake AND 6 months later**. Sample sizes change because not all questions were answered, and samples less than 10 could not be reported for confidentiality.

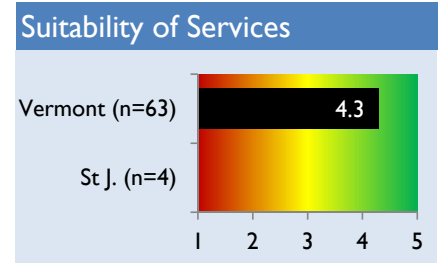
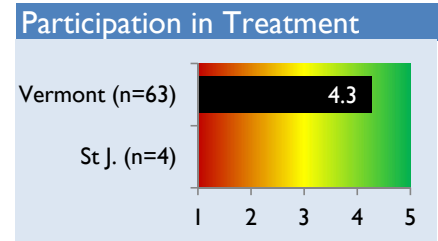
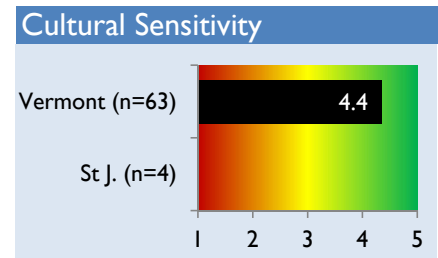
	Intake Sample		Follow-Up Sample			
	<i>n</i>	<i>Intake</i>	<i>n</i>	<i>Intake</i>	<i>6 mos</i>	<i>Progress</i>
Corrections						
Arrested in past 30 days	32	0%	4	-	-	-
Spent at least one night in correctional facility in past 30 days	27	0%	4	-	-	-
Education						
In school during the past 30 days	31	23%	4	-	-	n/a
18 and older who have completed High School or GED	30	43%	4	-	-	-
18 and older who received post-secondary training (e.g., TECH, College)	30	20%	4	-	-	-
Health						
Report they are currently in excellent or very good health	27	30%	4	-	-	-
Housing						
Primarily living independently in past 30 days	32	31%	4	-	-	-
Primarily living with others in community in past 30 days	32	63%	4	-	-	n/a
Primarily living in more restrictive settings in past 30 days	32	0%	4	-	-	-
Spent most nights homeless in past 30 days	32	6%	4	-	-	-
Spent at least one night homeless in past 30 days	27	7%	4	-	-	-
Relationships						
Report agree or strongly agree know people they can rely on in past 30 days	32	66%	4	-	-	-
Strengths						
Report agree or strongly agree can handle daily life in past 30 days	32	28%	4	-	-	-
Mental Health / Substance Use						
Report anxious or depressed feelings all or most of the time in past 30 days	27	4%	4	-	-	-
Report at least weekly tobacco use in past 30 days	27	63%	4	-	-	-
Report at least weekly alcohol use in past 30 days	26	19%	4	-	-	-
Report at least weekly illicit drug use in past 30 days	27	48%	4	-	-	-

Progress: Intake to 6 mos

- at least 5% in pos direction
- No change
- at least 5% in neg direction
- n/a Progress is not applicable

YIT Satisfaction-Follow-Up

(1 = Poor, 3 = Neutral, 5 = High)



Questions: Contact Tom Delaney
 thomas.delaney@uvm.edu 802-656-9192

