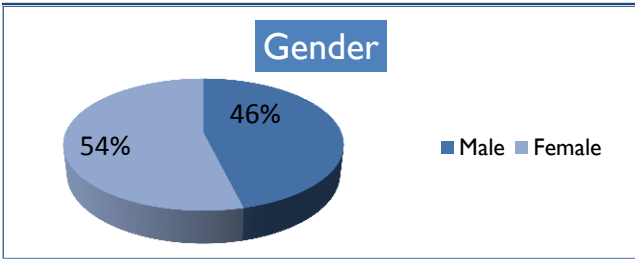



YIT Descriptive Data: Who Are We Serving?

Intake sample includes 39 young adults from St. Johnsbury.*

Age	Mean	SD**	Range
	19.8	1.3	16 to 21.8

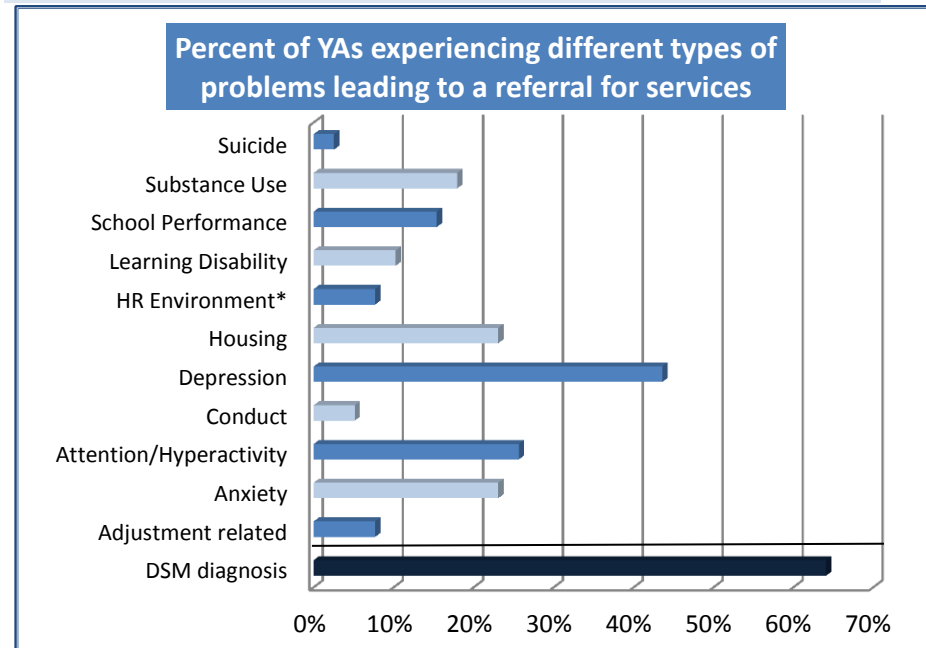


Race/Ethnicity	n	Intake
White	36	92%
African American	1	3%
American Indian/Alaskan Native	0	0%
Asian	1	3%
Belonging to more than 1 race	1	3%
Not of Hispanic, Latino, Spanish origin	28	72%
Hispanic, Latino, or Spanish*	2	5%

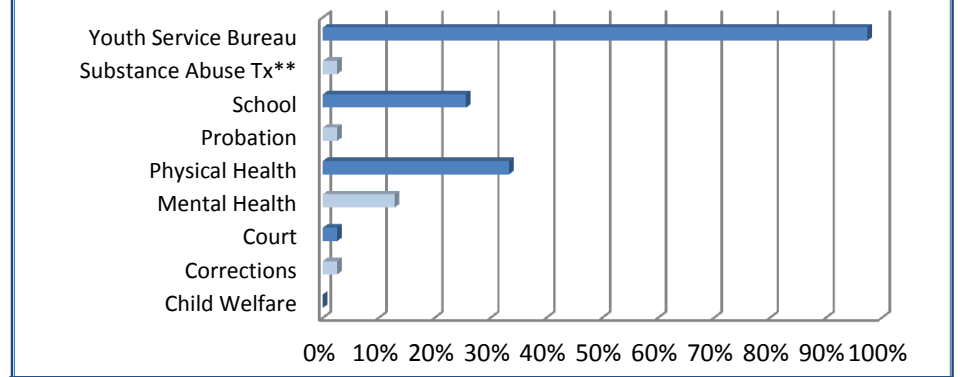
*23% missing data for whether Hispanic, Latino, Spanish

Problems Leading to Referral for Services

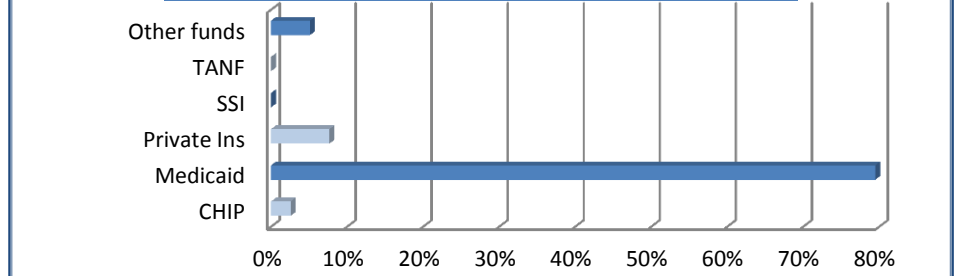
	Mean	SD	Range
Number of problems	1.7	1.3	0 to 4



Percent of YA involvement by agency type at Intake



Percent of YAs receiving specific types of funds



*Sample size in any given category may vary due to missing data.

**SD = standard deviation

*Note: includes any type of high risk environment

**Note: A number of MH agencies also provide substance abuse treatment

