
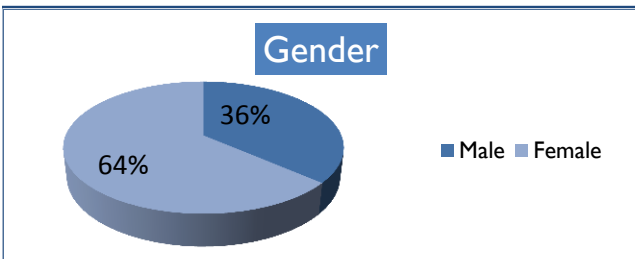


YIT Descriptive Data: Who Are We Serving?

Intake sample includes 33 young adults from St. Albans.*

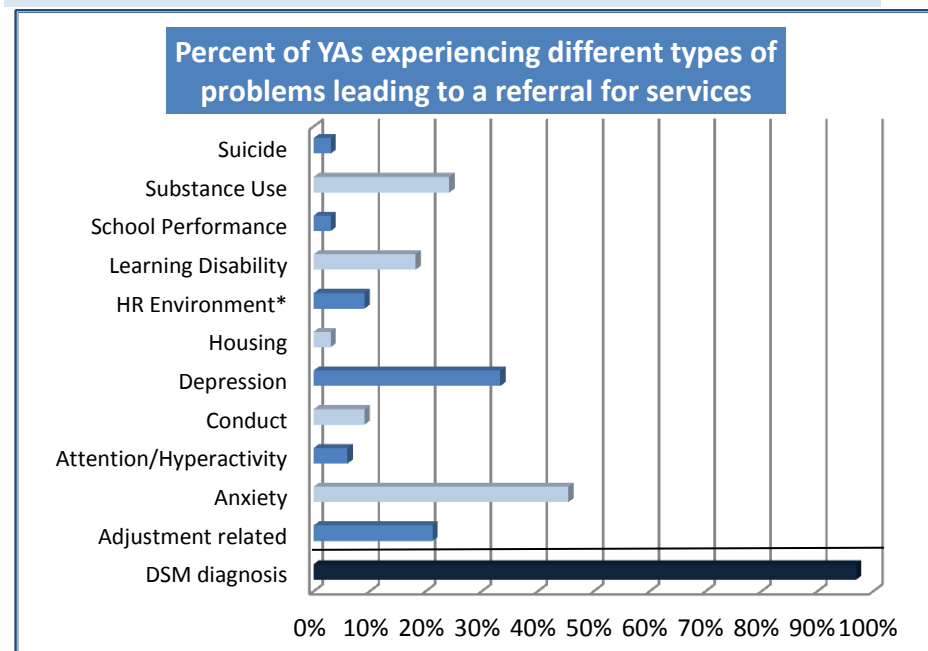
Age	Mean	SD**	Range
	18.6	1.4	16 to 21.5



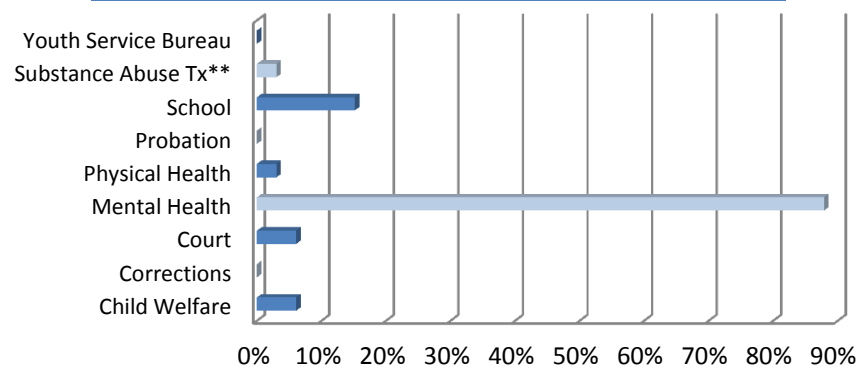
Race/Ethnicity	n	Intake
White	25	76%
African American	1	3%
American Indian/Alaskan Native	3	9%
Asian	0	0%
Belonging to more than 1 race	4	12%
Not of Hispanic, Latino, Spanish origin	33	100%
Hispanic, Latino, or Spanish	0	0%

Problems Leading to Referral for Services

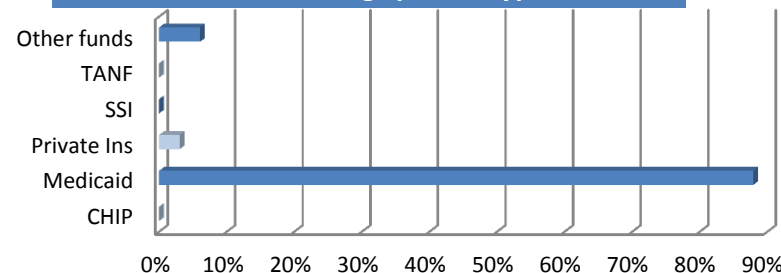
	Mean	SD	Range
Number of problems	2.2	2.3	1 to 6



Percent of YA involvement by agency type at Intake



Percent of YAs receiving specific types of funds



*Sample size in any given category may vary due to missing data.

**SD = standard deviation

*Note: includes any type of high risk environment

**Note: A number of MH agencies also provide substance abuse treatment

Youth in Transition Grant (YIT) Outcome Indicators (4/1/10 thru 12/31/12)

These outcome indicators come from young adults who completed interviews with their primary service provider at the start of YIT services (**YIT Start**) **AND 6 months later** (employment data comes from external interviews). Only young adults due for a 6 month follow-up are included. Sample sizes change because not all questions were answered, and samples <10 are not reported to protect confidentiality.

Justice & Corrections	Sample size	YIT Start	6 mos	Progress
Arrested in past 30 days	10	0%	0%	●
Spent at least one night in correctional facility in past 30 days	8	-	-	-

Education	Sample size	YIT Start	6 mos	Progress
In school during the past 30 days	10	70%	10%	n/a
18 and older who have completed High School or GED	9	-	-	-
18 and older who received post-secondary training (e.g., TECH, College)	9	-	-	-

Employment (from Vermont & National Studies)	Sample size	YIT Start	6 mos	Progress
Report having a job in past 6 months.	12	50%	50%	●

Health	Sample size	YIT Start	6 mos	Progress
Report they are currently in excellent or very good health	8	-	-	-

Housing	Sample size	YIT Start	6 mos	Progress
Primarily living independently in past 30 days	10	0%	10%	●
Primarily living with others in community in past 30 days	10	80%	90%	n/a
Primarily living in more restrictive settings in past 30 days	10	0%	0%	●
Spent most nights homeless in past 30 days	10	0%	0%	●
Spent at least one night homeless in past 30 days	8	-	-	-

Relationships	Sample size	YIT Start	6 mos	Progress
Report agree or strongly agree know people they can rely on in past 30 days	10	80%	90%	●

Strengths	Sample size	YIT Start	6 mos	Progress
Report agree or strongly agree can handle daily life in past 30 days	10	70%	80%	●

Mental Health / Substance Use	Sample size	YIT Start	6 mos	Progress
Report anxious or depressed feelings all or most of the time in past 30 days	6	-	-	-
Report at least weekly tobacco use in past 30 days	8	-	-	-
Report at least weekly alcohol use in past 30 days	8	-	-	-
Report at least weekly illicit drug use in past 30 days	8	-	-	-

St. Albans

Symbol Key

- at least 5% improved
- No change
- at least 5% worse
- n/a Not applicable
- Less than 10

Sample at 6 months

Due for follow-up **26**

Completed follow up **10**

