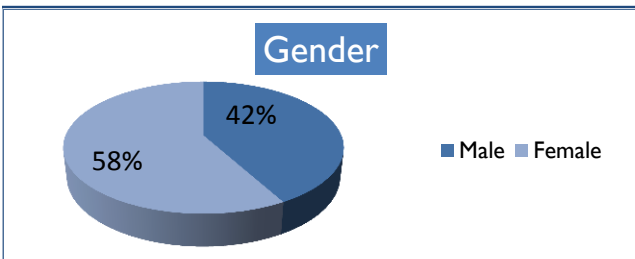



YIT Descriptive Data: Who Are We Serving?

Intake sample includes 31 young adults from Springfield.*

Age	Mean	SD**	Range
	18.5	1.3	16 to 21.1

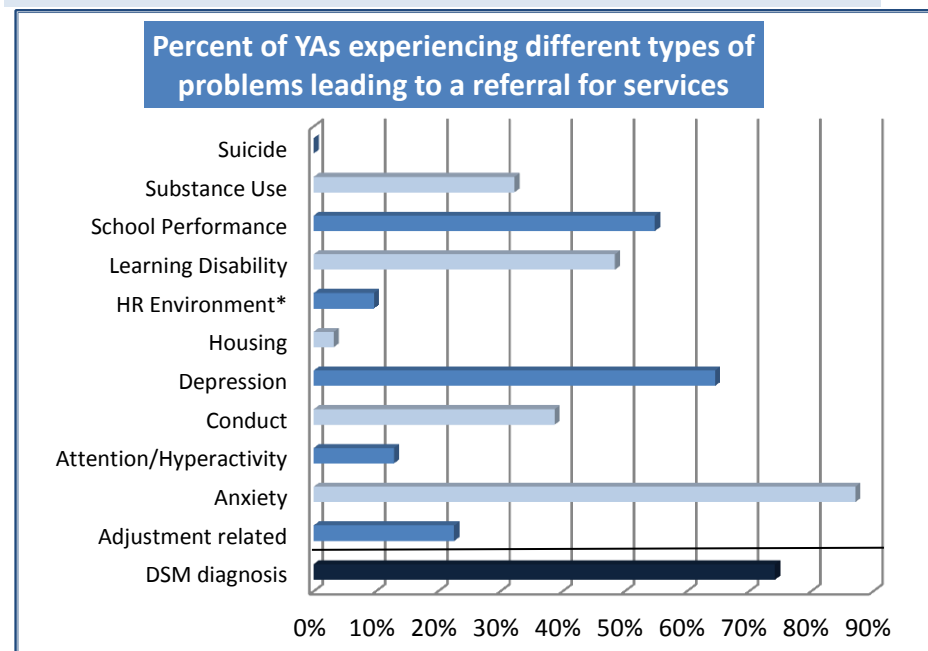


Race/Ethnicity	n	Intake
White	26	84%
African American	0	0%
American Indian/Alaskan Native	0	0%
Asian	0	0%
Belonging to more than 1 race	5	16%
Not of Hispanic, Latino, Spanish origin	28	90%
Hispanic, Latino, or Spanish	2	6%

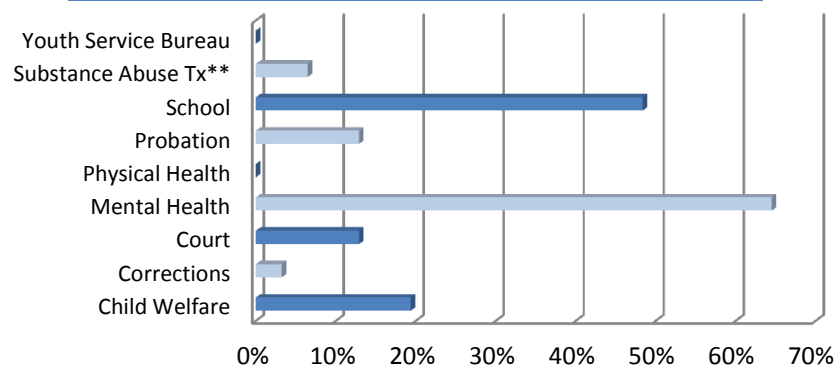
*4% missing data for whether Hispanic, Latino, Spanish

Problems Leading to Referral for Services

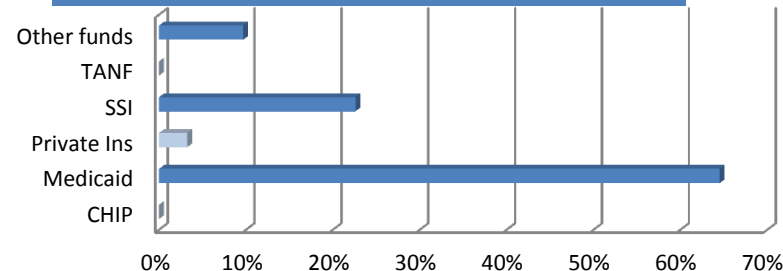
	Mean	SD	Range
Number of problems	3.8	1.3	1 to 7



Percent of YA involvement by agency type at Intake



Percent of YAs receiving specific types of funds



*Sample size in any given category may vary due to missing data.

**SD = standard deviation

*Note: includes any type of high risk environment

**Note: A number of MH agencies also provide substance abuse treatment