


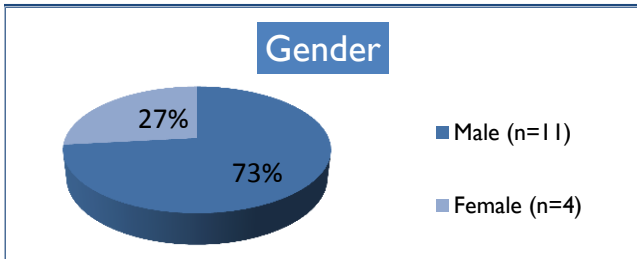
Rutland YIT Descriptive Data: Who Are We Serving?

Intake sample includes 15 young adults from Rutland

Age	Mean	SD ⁺⁺	Range
	20.1	1.2	18 to 21

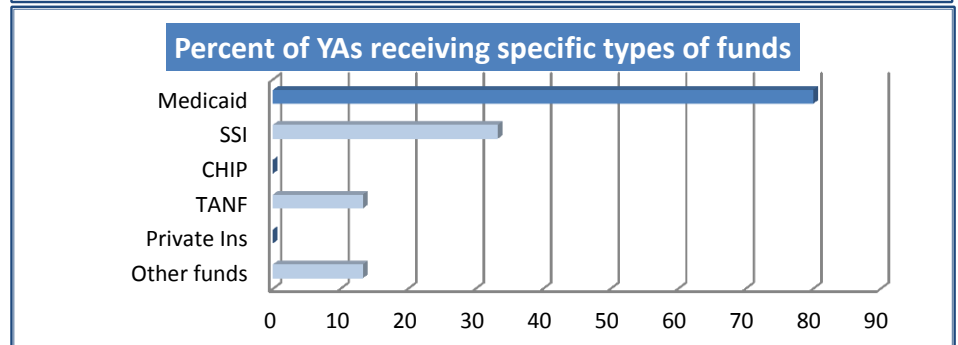
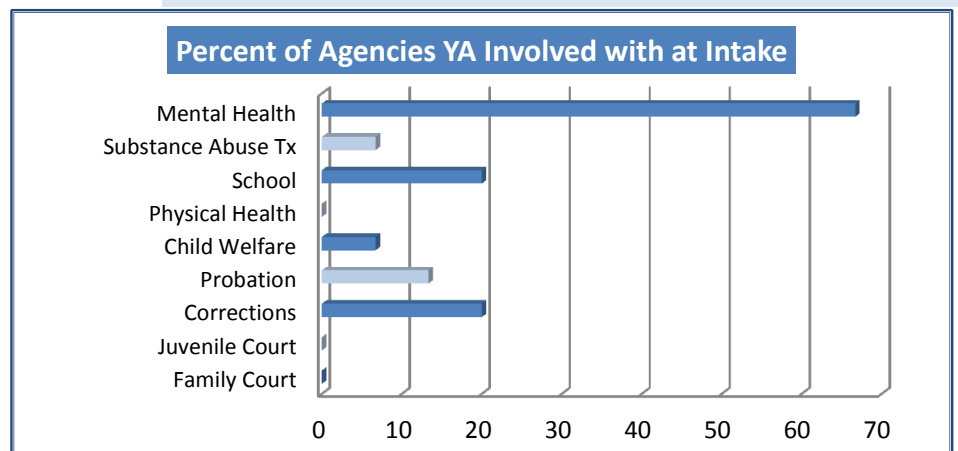
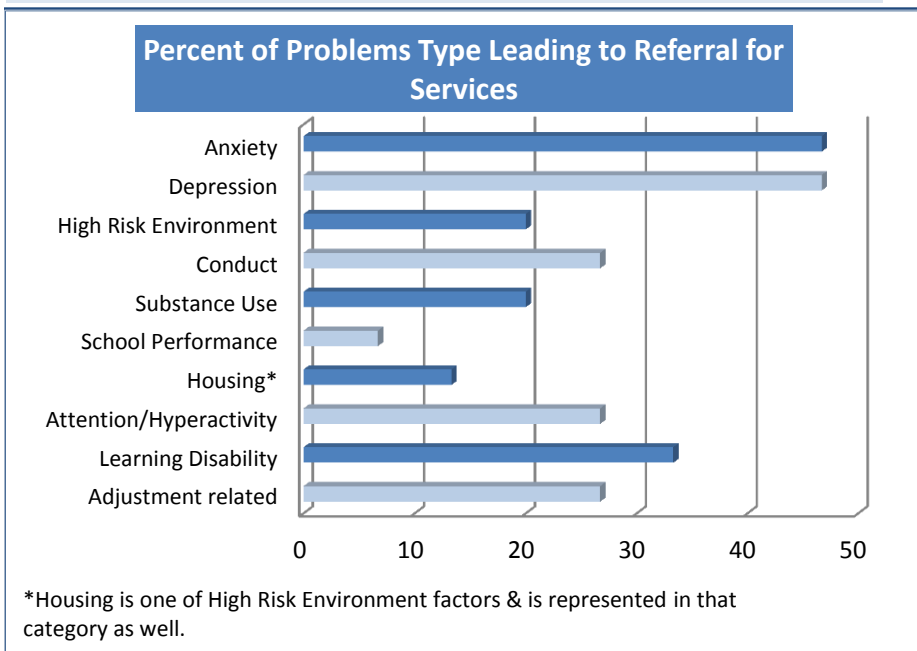


Race/Ethnicity	n	Intake
White	15	100%
African American	0	0%
American Indian/Alaskan Native	2	13%
Asian	1	7%
Belonging to one or more race	3	20%
Not of Hispanic, Latino, Spanish origin	14	93%
Hispanic, Latino, or Spanish*	1	7%



Problems Leading to Referral for Services

Number of problems	Mean	SD	Range
	4.5	2.8	1 to 11



⁺⁺SD = standard deviation

YIT Outcome Indicators - Rutland



Note: The **Intake Sample** includes all young adults who completed an interview for the *Common Study Intake*. The **Follow-Up Sample** includes only those who completed *Common Study* interviews at **intake AND 6 months later**. Sample sizes change because not all questions were answered, and samples less than 10 could not be reported for confidentiality.

	Intake Sample		Follow-Up Sample			
	<i>n</i>	<i>Intake</i>	<i>n</i>	<i>Intake</i>	<i>6 mos</i>	<i>Progress</i>
Corrections						
Arrested in past 30 days	15	13%	7	-	-	-
Spent at least one night in correctional facility in past 30 days	15	7%	7	-	-	-
Education						
In school during the past 30 days	15	33%	7	-	-	n/a
18 and older who have completed High School or GED	15	53%	7	-	-	-
18 and older who received post-secondary training (e.g., TECH, College)	15	7%	7	-	-	-
Health						
Report they are currently in excellent or very good health	15	40%	7	-	-	-
Housing						
Primarily living independently in past 30 days	14	21%	6	-	-	-
Primarily living with others in community in past 30 days	14	57%	6	-	-	n/a
Primarily living in more restrictive settings in past 30 days	14	7%	6	-	-	-
Spent most nights homeless in past 30 days	14	14%	6	-	-	-
Spent at least one night homeless in past 30 days	13	31%	7	-	-	-
Relationships						
Report agree or strongly agree know people they can rely on in past 30 days	15	67%	7	-	-	-
Strengths						
Report agree or strongly agree can handle daily life in past 30 days	15	40%	7	-	-	-
Mental Health / Substance Use						
Report anxious or depressed feelings all or most of the time in past 30 days	15	7%	7	-	-	-
Report at least weekly tobacco use in past 30 days	15	47%	7	-	-	-
Report at least weekly alcohol use in past 30 days	15	20%	6	-	-	-
Report at least weekly illicit drug use in past 30 days	15	33%	7	-	-	-

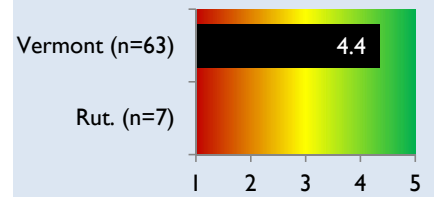
Progress: Intake to 6 mos

- at least 5% in pos direction
- No change
- at least 5% in neg direction
- n/a Progress is not applicable

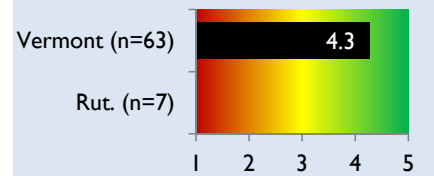
YIT Satisfaction-Follow-Up

(1 = Poor, 3 = Neutral, 5 = High)

Cultural Sensitivity



Participation in Treatment



Suitability of Services

