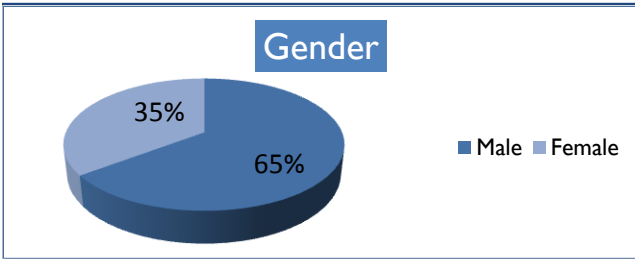



YIT Descriptive Data: Who Are We Serving?

Intake sample includes 17 young adults from Rutland.[†]

Age	Mean	SD ^{††}	Range
	19.9	1.3	18 to 21.8

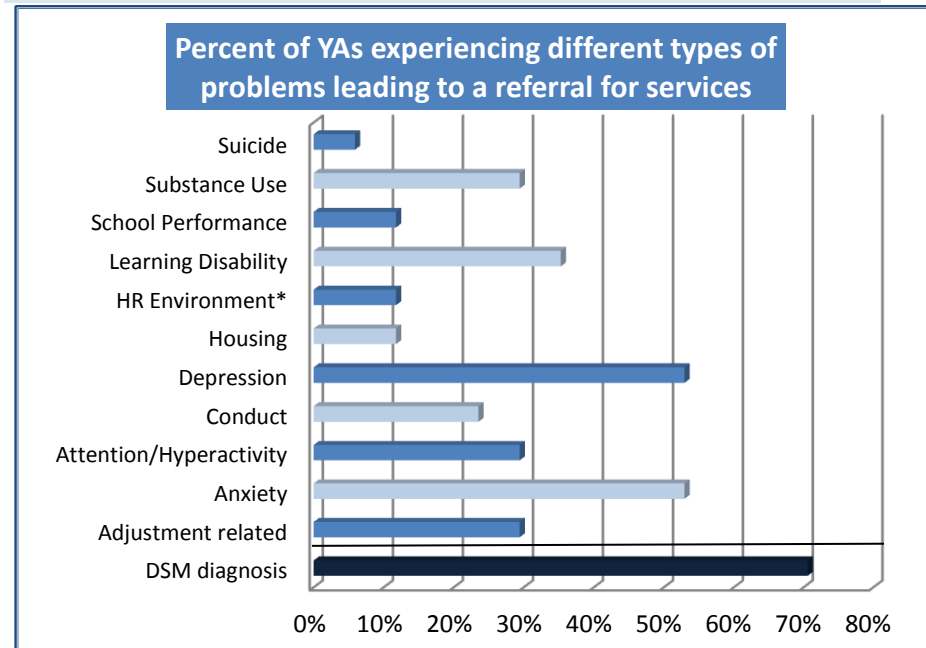


Race/Ethnicity	n	Intake
White	13	76%
African American	0	0%
American Indian/Alaskan Native	0	0%
Asian	0	0%
Belonging to more than 1 race	4	24%
Not of Hispanic, Latino, Spanish origin	16	94%
Hispanic, Latino, or Spanish*	0	0%

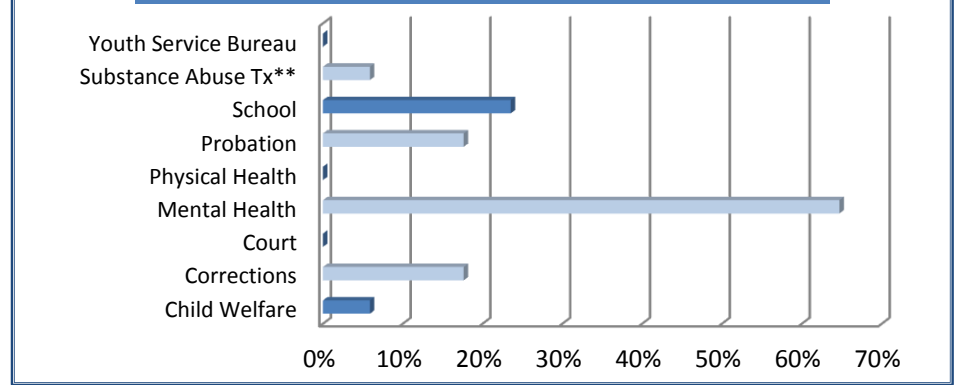
*6% missing data for whether Hispanic, Latino, Spanish

Problems Leading to Referral for Services

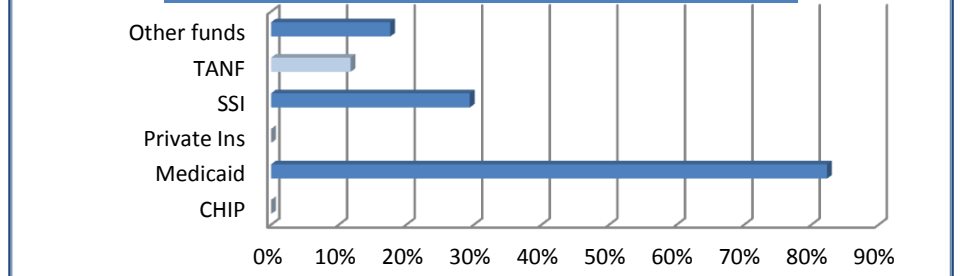
	Mean	SD	Range
Number of problems	4.3	2.7	0 to 8



Percent of YA involvement by agency type at Intake



Percent of YAs receiving specific types of funds



[†]Sample size in any given category may vary due to missing data.

^{††}SD = standard deviation

*Note: includes any type of high risk environment

**Note: A number of MH agencies also provide substance abuse treatment

