
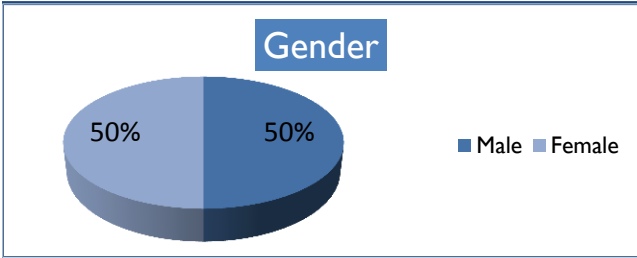


# YIT Descriptive Data: Who Are We Serving?

Intake sample includes 22 young adults from Newport.\*

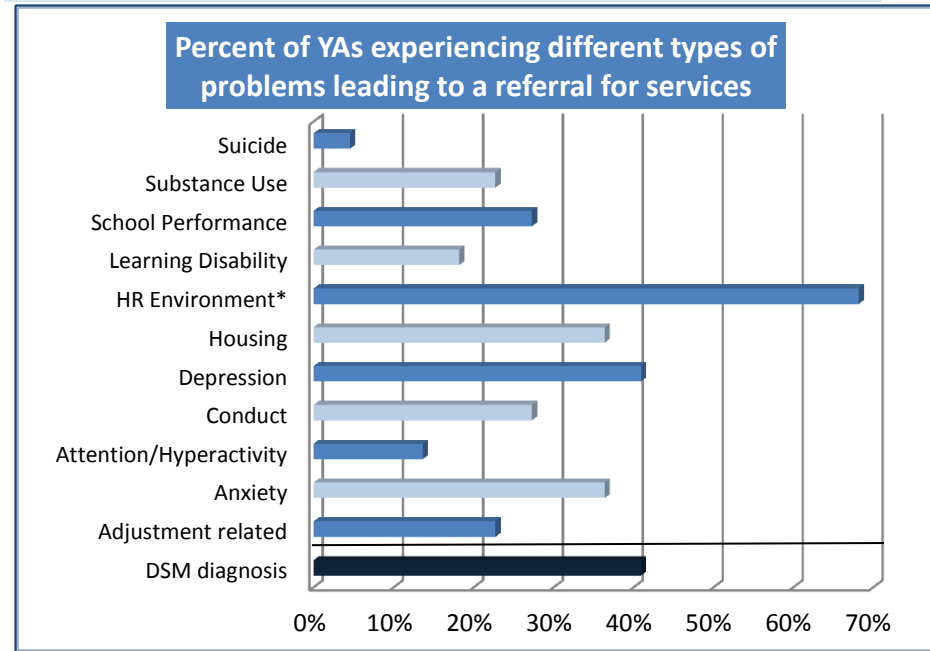
Age	Mean	SD**	Range
	18.6	1.5	16 to 21.8



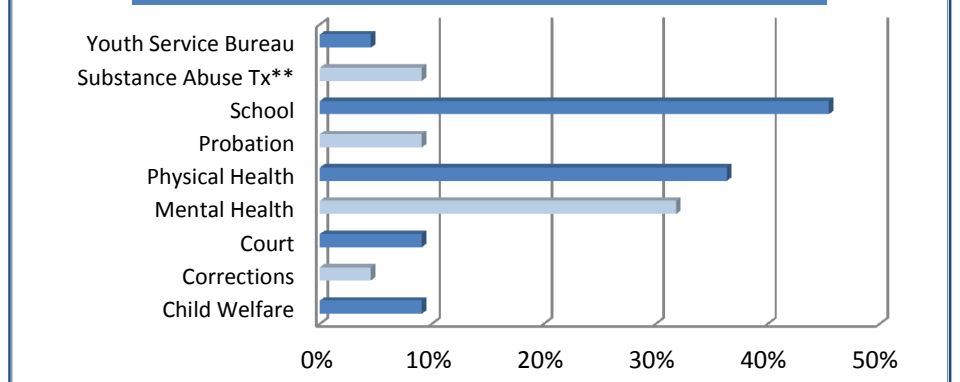
Race/Ethnicity	n	Intake
White	21	95%
African American	0	0%
American Indian/Alaskan Native	0	0%
Asian	0	0%
Belonging to more than 1 race	1	5%
Not of Hispanic, Latino, Spanish origin	22	100%
Hispanic, Latino, or Spanish	0	0%

## Problems Leading to Referral for Services

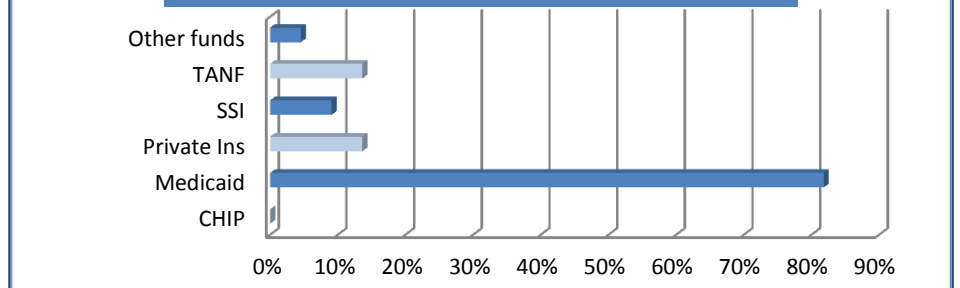
	Mean	SD	Range
Number of problems	3.6	2.9	0 to 16



## Percent of YA involvement by agency type at Intake



## Percent of YAs receiving specific types of funds



\*Sample size in any given category may vary due to missing data.

\*\*SD = standard deviation

\*Note: includes any type of high risk environment

\*\*Note: A number of MH agencies also provide substance abuse treatment

\*\*\*18% also reported Sleep Problems



## Youth in Transition Grant (YIT) Outcome Indicators (4/1/10 to 6/30/12)

## Newport

These findings come from young adults who completed *Common Study* interviews (except for Employment which are from *Vermont & National Studies*) when they started to receive YIT services in their communities (**YIT Start**). Fewer than 10 *Common Study* interviews were conducted at the 6-month follow-up, so no progress data is available. Sample sizes change because not all questions were answered, and samples <10 not reported for confidentiality.

Category	Sample size	YIT Start	6 mos	Progress
<b>Justice &amp; Corrections</b>				
Arrested in past 30 days	22	9%	-	n/a
Spent at least one night in correctional facility in past 30 days	23	4%	-	n/a
<b>Education</b>				
In school during the past 30 days	23	26%	-	n/a
18 and older who have completed High School or GED	14	64%	-	n/a
18 and older who received post-secondary training (e.g., TECH, College)	14	0%	-	n/a
<b>Employment (from Vermont &amp; National Studies)</b>				
Report having a job in past 6 months.	12	42%	-	n/a
<b>Health</b>				
Report they are currently in excellent or very good health	22	14%	-	n/a
<b>Housing</b>				
Primarily living independently in past 30 days	23	9%	-	n/a
Primarily living with others in community in past 30 days	23	83%	-	n/a
Primarily living in more restrictive settings in past 30 days	23	4%	-	n/a
Spent most nights homeless in past 30 days	23	0%	-	n/a
Spent at least one night homeless in past 30 days	19	16%	-	n/a
<b>Relationships</b>				
Report agree or strongly agree know people they can rely on in past 30 days	20	85%	-	n/a
<b>Strengths</b>				
Report agree or strongly agree can handle daily life in past 30 days	20	85%	-	n/a
<b>Mental Health / Substance Use</b>				
Report anxious or depressed feelings all or most of the time in past 30 days	20	30%	-	n/a
Report at least weekly tobacco use in past 30 days	20	40%	-	n/a
Report at least weekly alcohol use in past 30 days	19	21%	-	n/a
Report at least weekly illicit drug use in past 30 days	20	30%	-	n/a

### Symbol Key

- at least 5% improved
- No change
- at least 5% worse
- n/a Not applicable
- Less than 10

### Sample Sizes

YIT Start **23**  
6 mos **3**

