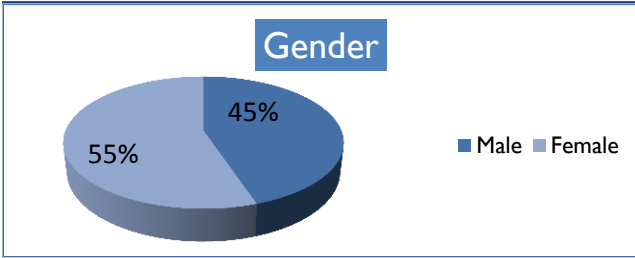



YIT Descriptive Data: Who Are We Serving?

Intake sample includes 29 young adults from Newport.*

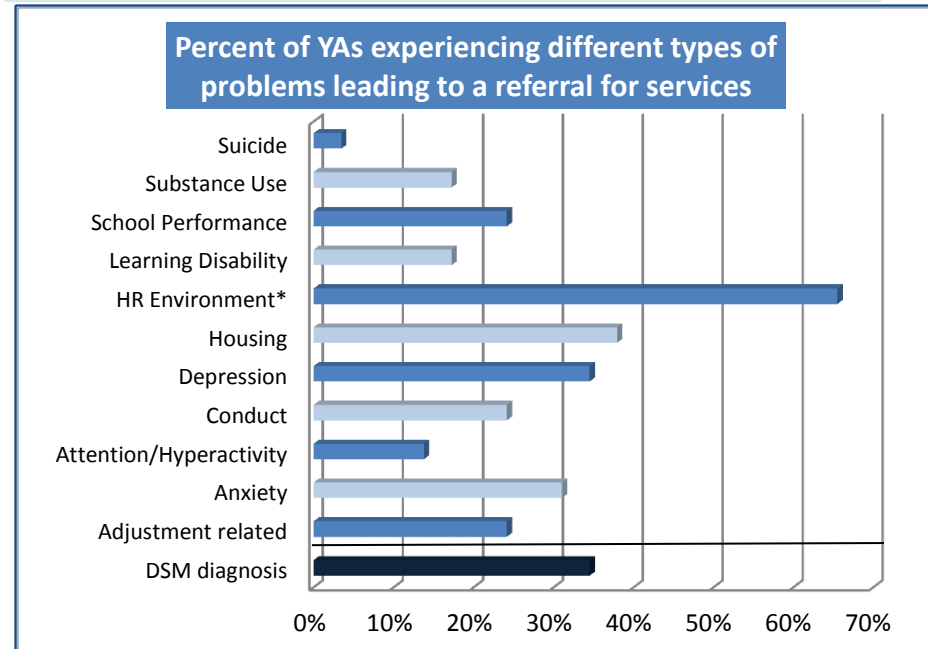
Age	Mean	SD**	Range
	18.5	1.7	16 to 21.8



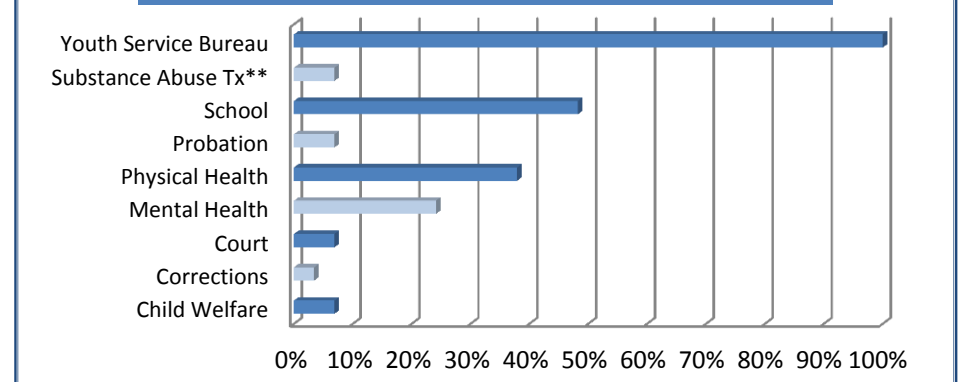
Race/Ethnicity	n	Intake
White	28	97%
African American	0	0%
American Indian/Alaskan Native	0	0%
Asian	0	0%
Belonging to more than 1 race	1	3%
Not of Hispanic, Latino, Spanish origin	29	100%
Hispanic, Latino, or Spanish	0	0%

Problems Leading to Referral for Services

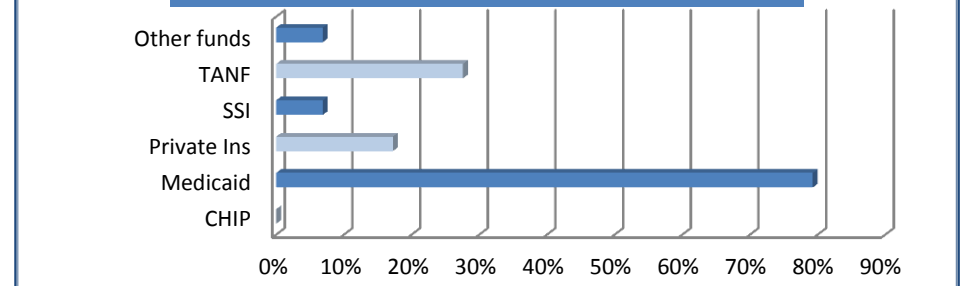
	Mean	SD	Range
Number of problems	3.2	2.7	0 to 13



Percent of YA involvement by agency type at Intake



Percent of YAs receiving specific types of funds



*Sample size in any given category may vary due to missing data.

**SD = standard deviation

*Note: includes any type of high risk environment

**Note: A number of MH agencies also provide substance abuse treatment