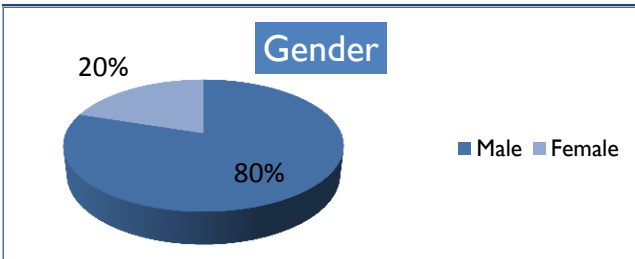



YIT Descriptive Data: Who Are We Serving?

Intake sample includes 20 young adults from Morrisville.⁺

Age	Mean	SD ⁺⁺	Range
	18.9	1.3	16 to 21.0

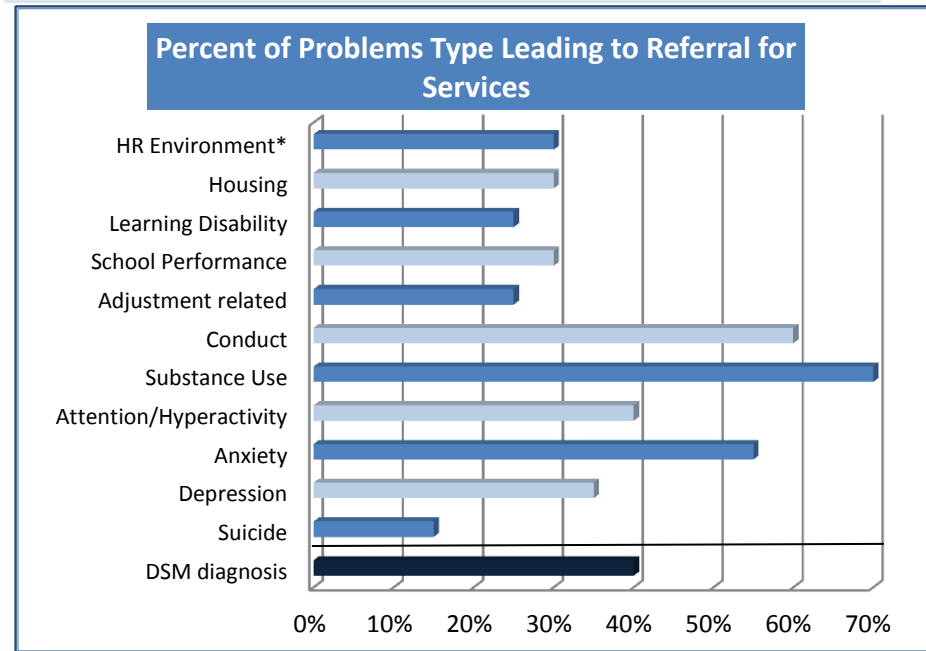


Race/Ethnicity	n	Intake
White	18	90%
African American	1	5%
American Indian/Alaskan Native	0	0%
Asian	0	0%
Belonging to more than 1 race	1	5%
Not of Hispanic, Latino, Spanish origin	17	85%
Hispanic, Latino, or Spanish*	0	0%

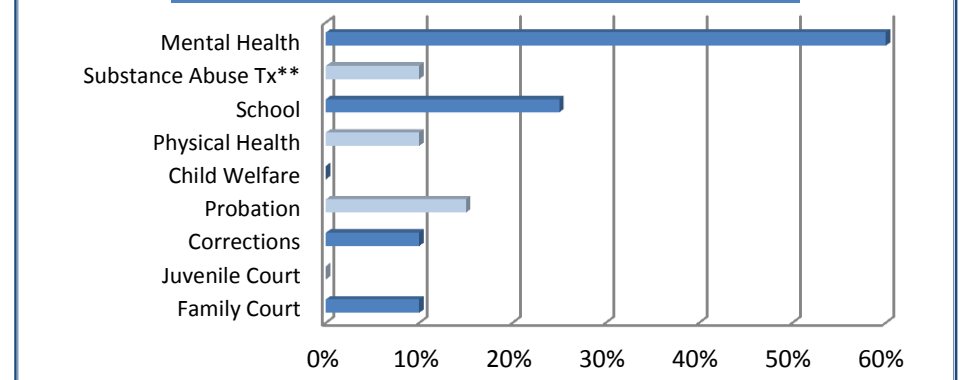
*15% missing data for Hispanic, Latino, Spanish

Problems Leading to Referral for Services

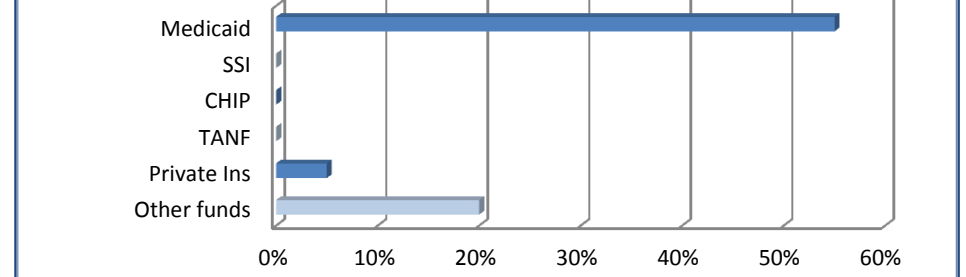
	Mean	SD	Range
Number of problems	4.7	2.5	0 to 10



Percent of Agencies YA Involved with at Intake



Percent of YAs receiving specific types of funds



⁺Sample size in any given category may vary due to missing data.

⁺⁺SD = standard deviation

*Note: includes any type of high risk environment

**Note: A number of MH agencies also provide substance abuse treatment

***25% also report Sleep problems; 25% report At risk or has failed placement



Youth in Transition Grant (YIT) Outcome Indicators (4/1/10 to 3/31/12)

Morrisville

These findings come from young adults who completed *Common Study* interviews when they started to YIT services in their communities (**YIT Start**) **AND 6 months later** (except for *Employment* which are from *Vermont & National Studies*). Sample sizes change because not all questions were answered, and samples <10 not reported for confidentiality.

Justice & Corrections	Sample size	YIT Start	6 mos	Progress
Arrested in past 30 days	10	0%	0%	●
Spent at least one night in correctional facility in past 30 days	10	0%	0%	●

Education	Sample size	YIT Start	6 mos	Progress
In school during the past 30 days	10	10%	10%	n/a
18 and older who have completed High School or GED	6	-	-	-
18 and older who received post-secondary training (e.g., TECH, College)	6	-	-	-

Employment (from Vermont & National Studies)	Sample size	YIT Start	6 mos	Progress
Report having a job in past 6 months.	5	-	-	-

Health	Sample size	YIT Start	6 mos	Progress
Report they are currently in excellent or very good health	9	-	-	-

Housing	Sample size	YIT Start	6 mos	Progress
Primarily living independently in past 30 days	10	10%	20%	●
Primarily living with others in community in past 30 days	10	80%	70%	n/a
Primarily living in more restrictive settings in past 30 days	10	10%	10%	●
Spent most nights homeless in past 30 days	10	0%	0%	●
Spent at least one night homeless in past 30 days	10	20%	0%	●

Relationships	Sample size	YIT Start	6 mos	Progress
Report agree or strongly agree know people they can rely on in past 30 days	10	100%	100%	●

Strengths	Sample size	YIT Start	6 mos	Progress
Report agree or strongly agree can handle daily life in past 30 days	10	90%	100%	●

Mental Health / Substance Use	Sample size	YIT Start	6 mos	Progress
Report anxious or depressed feelings all or most of the time in past 30 days	8	-	-	-
Report at least weekly tobacco use in past 30 days	10	80%	80%	●
Report at least weekly alcohol use in past 30 days	10	10%	10%	●
Report at least weekly illicit drug use in past 30 days	10	30%	40%	●

Symbol Key

- at least 5% improved
- No change
- at least 5% worse
- n/a Not applicable
- Less than 10

Sample Size

YIT Start 20

6 mos 10



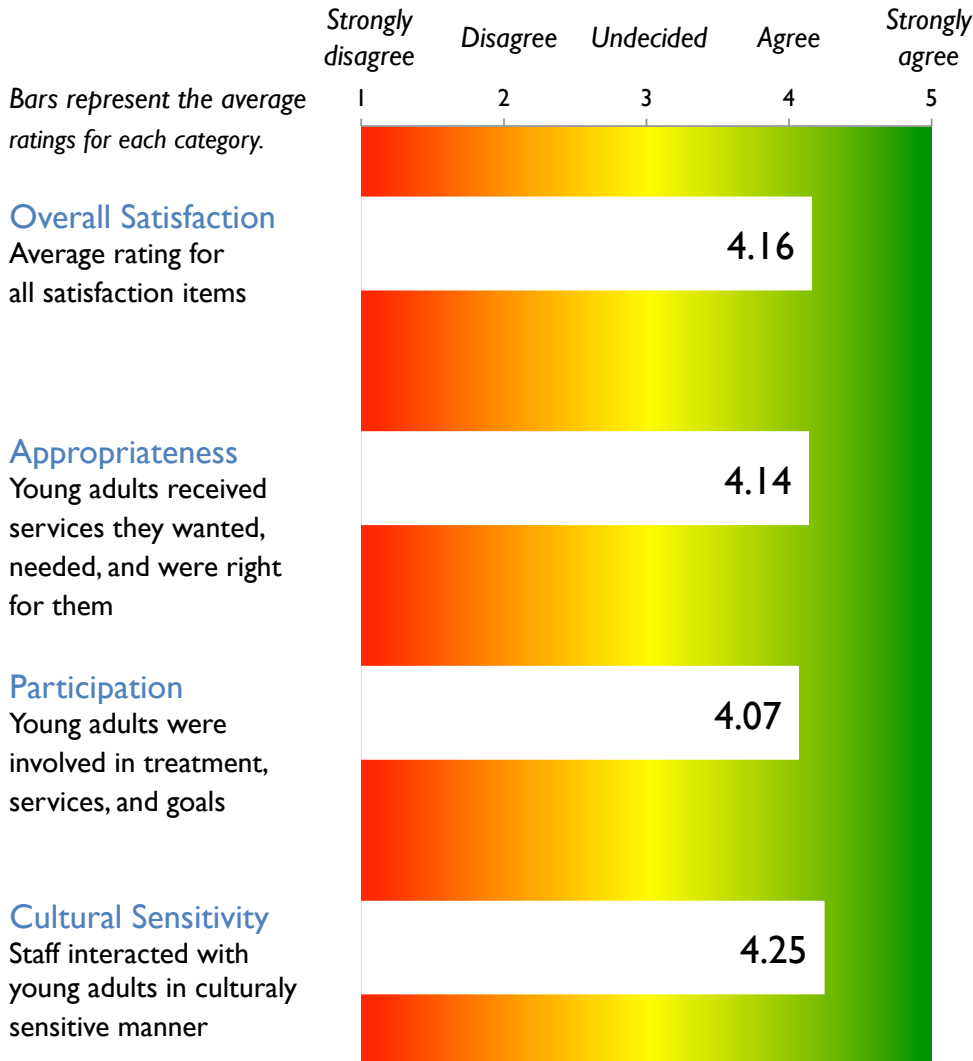
Youth in Transition Grant (YIT) Satisfaction Indicators (4/1/10 to 3/31/12)

Young adults who completed *Common Study* interviews 6 months after starting YIT were asked how much they agreed the services and supports they received were (1) *appropriate*, (2) *included their participation*, and (3) *culturally sensitive*. Note: Questions were asked by the young adults' service providers.



Morrisville

Sample Size @ 6 months = 10



To provide more detail about what young adults think about their services, the specific items are listed below along with the percentage of young adults who reported they agree or *strongly agree* with each item.

Appropriateness	% Agree
Overall, I am satisfied with the services I received.	100%
The people helping me stuck with me no matter what.	90%
I felt I had someone to talk to when I was troubled.	100%
The services I received were right for me.	90%
I got the help I wanted.	100%
I got as much help as I needed.	100%

Participation	% Agree
I helped to choose my services.	90%
I helped to choose my treatment goals.	90%
I participated in my treatment.	80%

Cultural Sensitivity	% Agree
Staff here treated me with respect.	100%
Staff respected my family's religious/spiritual beliefs.	100%
Staff spoke with me in a way that I understood.	100%
Staff was sensitive to my cultural / ethnic background.	100%

