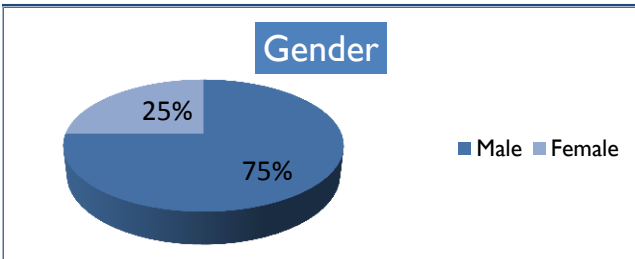



# YIT Descriptive Data: Who Are We Serving?

Intake sample includes 28 young adults from Morrisville.<sup>†</sup>

Age	Mean	SD <sup>††</sup>	Range
	18.7	1.4	16 to 21.2

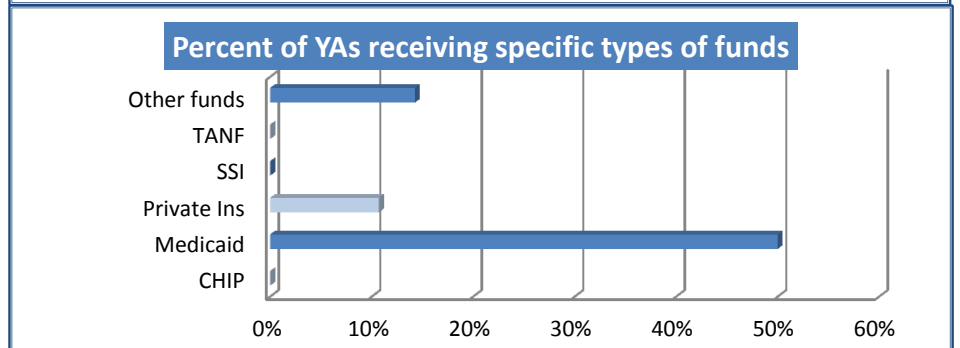
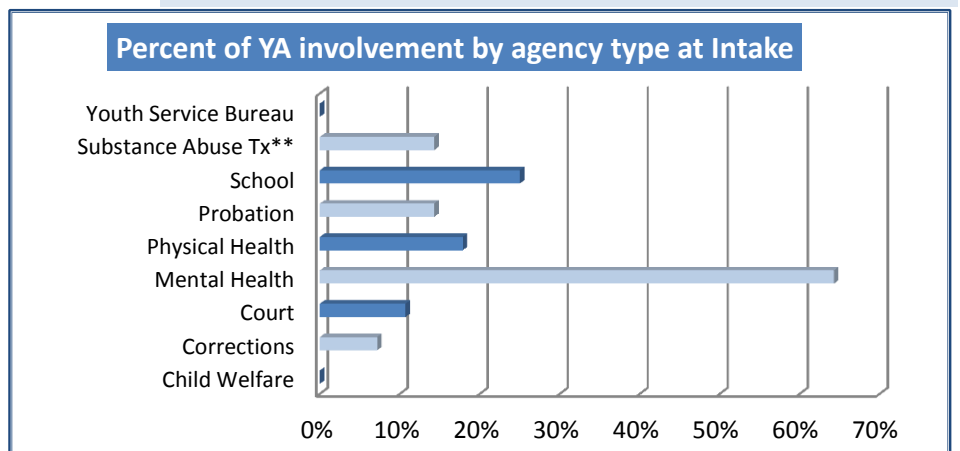
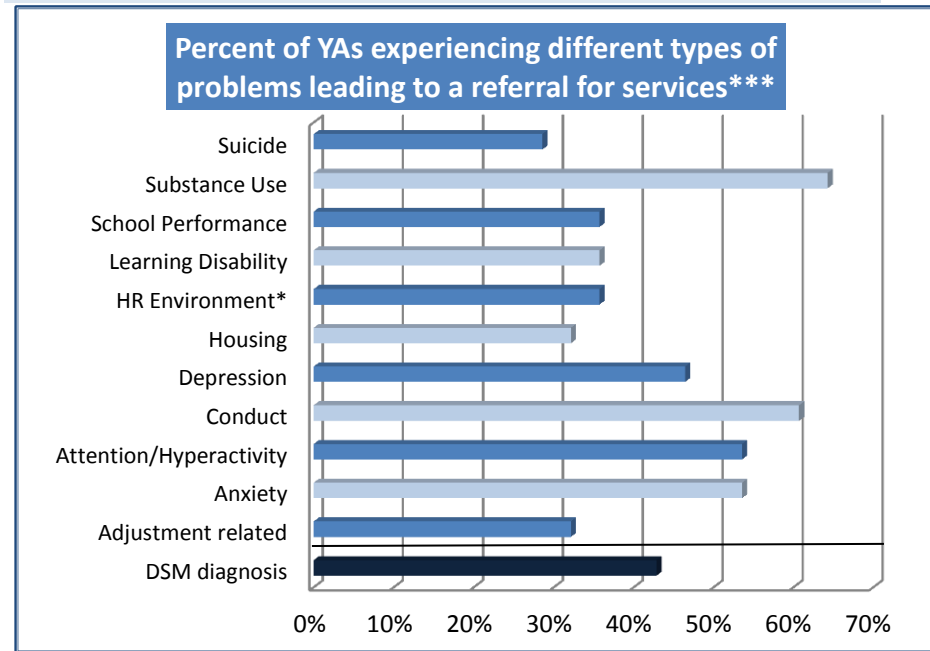


Race/Ethnicity	n	Intake
White	25	89%
African American	1	4%
American Indian/Alaskan Native	0	0%
Asian	1	4%
Belonging to more than 1 race	1	4%
Not of Hispanic, Latino, Spanish origin	24	86%
Hispanic, Latino, or Spanish*	0	0%

\*14% missing data for Hispanic, Latino, Spanish

## Problems Leading to Referral for Services

Number of problems	Mean	SD	Range
	5.6	2.8	0 to 10



<sup>†</sup>Sample size in any given category may vary due to missing data.

<sup>††</sup>SD = standard deviation

\*Note: includes any type of high risk environment

\*\*Note: A number of MH agencies also provide substance abuse treatment

\*\*\*32% also report Sleep problems; 25% report At risk of or has failed placement



## Youth in Transition Grant (YIT) Outcome Indicators (4/1/10 thru 12/31/12)

These outcome indicators come from young adults who completed interviews with their primary service provider at the start of YIT services (**YIT Start**) **AND 6 months later** (employment data comes from external interviews). Only young adults due for a 6 month follow-up are included. Sample sizes change because not all questions were answered, and samples <10 are not reported to protect confidentiality.

Justice & Corrections	Sample size	YIT Start	6 mos	Progress
Arrested in past 30 days	12	0%	0%	●
Spent at least one night in correctional facility in past 30 days	12	0%	0%	●

Education	Sample size	YIT Start	6 mos	Progress
In school during the past 30 days	12	17%	8%	n/a
18 and older who have completed High School or GED	8	-	-	-
18 and older who received post-secondary training (e.g., TECH, College)	8	-	-	-

Employment (from Vermont & National Studies)	Sample size	YIT Start	6 mos	Progress
Report having a job in past 6 months.	3	-	-	-

Health	Sample size	YIT Start	6 mos	Progress
Report they are currently in excellent or very good health	11	27%	45%	●

Housing	Sample size	YIT Start	6 mos	Progress
Primarily living independently in past 30 days	12	8%	25%	●
Primarily living with others in community in past 30 days	12	83%	58%	n/a
Primarily living in more restrictive settings in past 30 days	12	8%	17%	●
Spent most nights homeless in past 30 days	12	0%	0%	●
Spent at least one night homeless in past 30 days	12	17%	0%	●

Relationships	Sample size	YIT Start	6 mos	Progress
Report agree or strongly agree know people they can rely on in past 30 days	12	92%	100%	●

Strengths	Sample size	YIT Start	6 mos	Progress
Report agree or strongly agree can handle daily life in past 30 days	12	83%	92%	●

Mental Health / Substance Use	Sample size	YIT Start	6 mos	Progress
Report anxious or depressed feelings all or most of the time in past 30 days	10	40%	0%	●
Report at least weekly tobacco use in past 30 days	12	75%	75%	●
Report at least weekly alcohol use in past 30 days	12	8%	8%	●
Report at least weekly illicit drug use in past 30 days	12	25%	33%	●

## Morrisville

### Symbol Key

- at least 5% improved
- No change
- at least 5% worse
- n/a Not applicable
- Less than 10

### Sample at 6 months

Due for follow-up **21**

Completed follow up **12**

