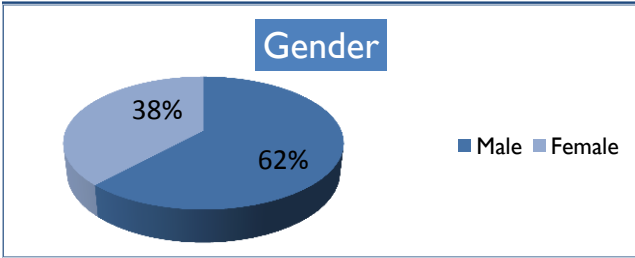



# YIT Descriptive Data: Who Are We Serving?

Intake sample includes 21 young adults from Middlebury.<sup>+</sup>

Age	Mean	SD <sup>++</sup>	Range
	19.1	1.0	18 to 21.3

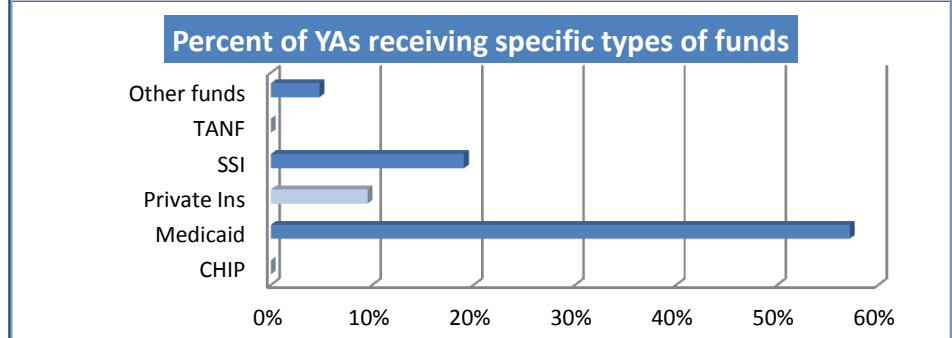
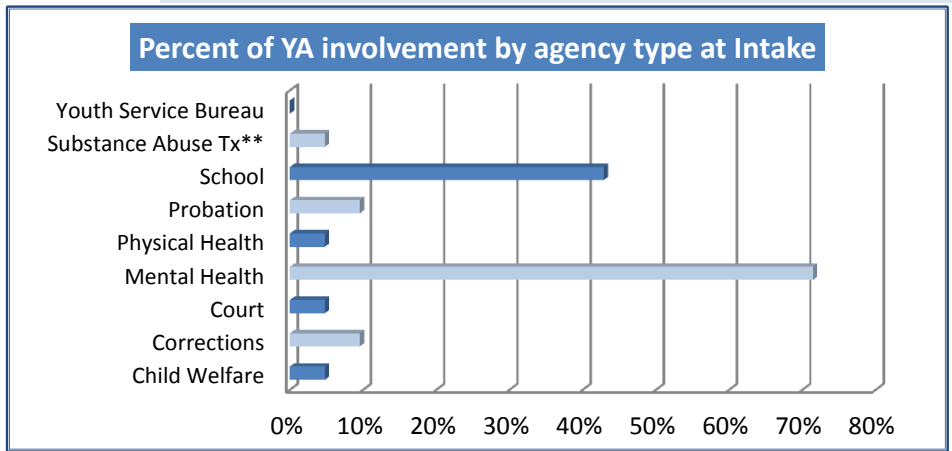
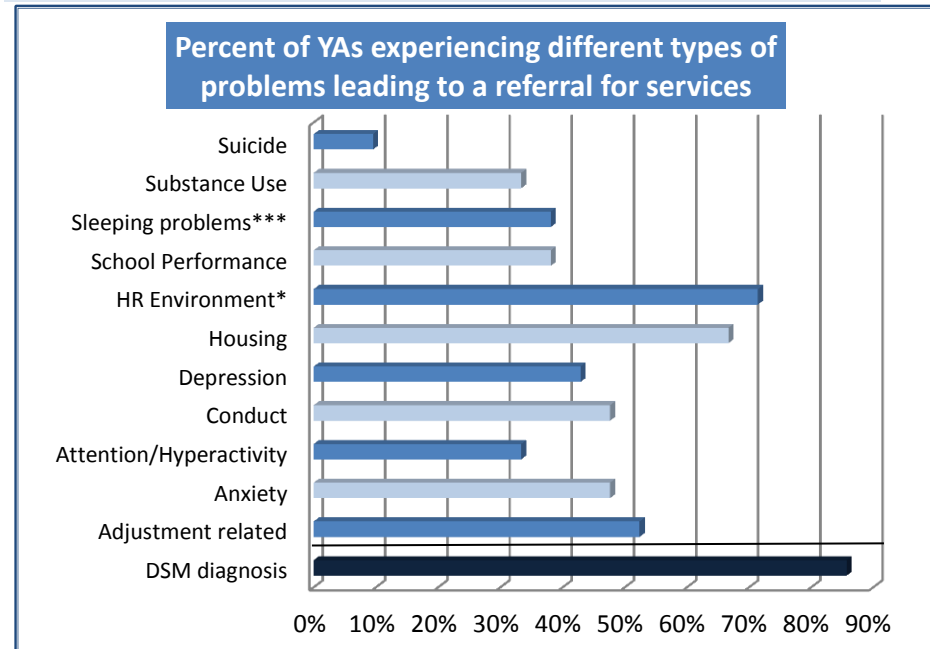


Race/Ethnicity	n	Intake
White	16	76%
African American	1	5%
American Indian/Alaskan Native	0	0%
Asian	0	0%
Belonging to more than 1 race	4	19%
Not of Hispanic, Latino, Spanish origin	20	95%
Hispanic, Latino, or Spanish*	0	0%

\*5% missing data for Hispanic, Latino, Spanish

## Problems Leading to Referral for Services

	Mean	SD	Range
Number of problems	4.2	1.9	1 to 6



<sup>+</sup>Sample size in any given category may vary due to missing data.

<sup>++</sup>SD = standard deviation

\*Note: includes any type of high risk environment

\*\*Note: A number of MH agencies also provide substance abuse treatment

\*\*\*Sleep problems replaced Learning disability due to rate of occurrence.

