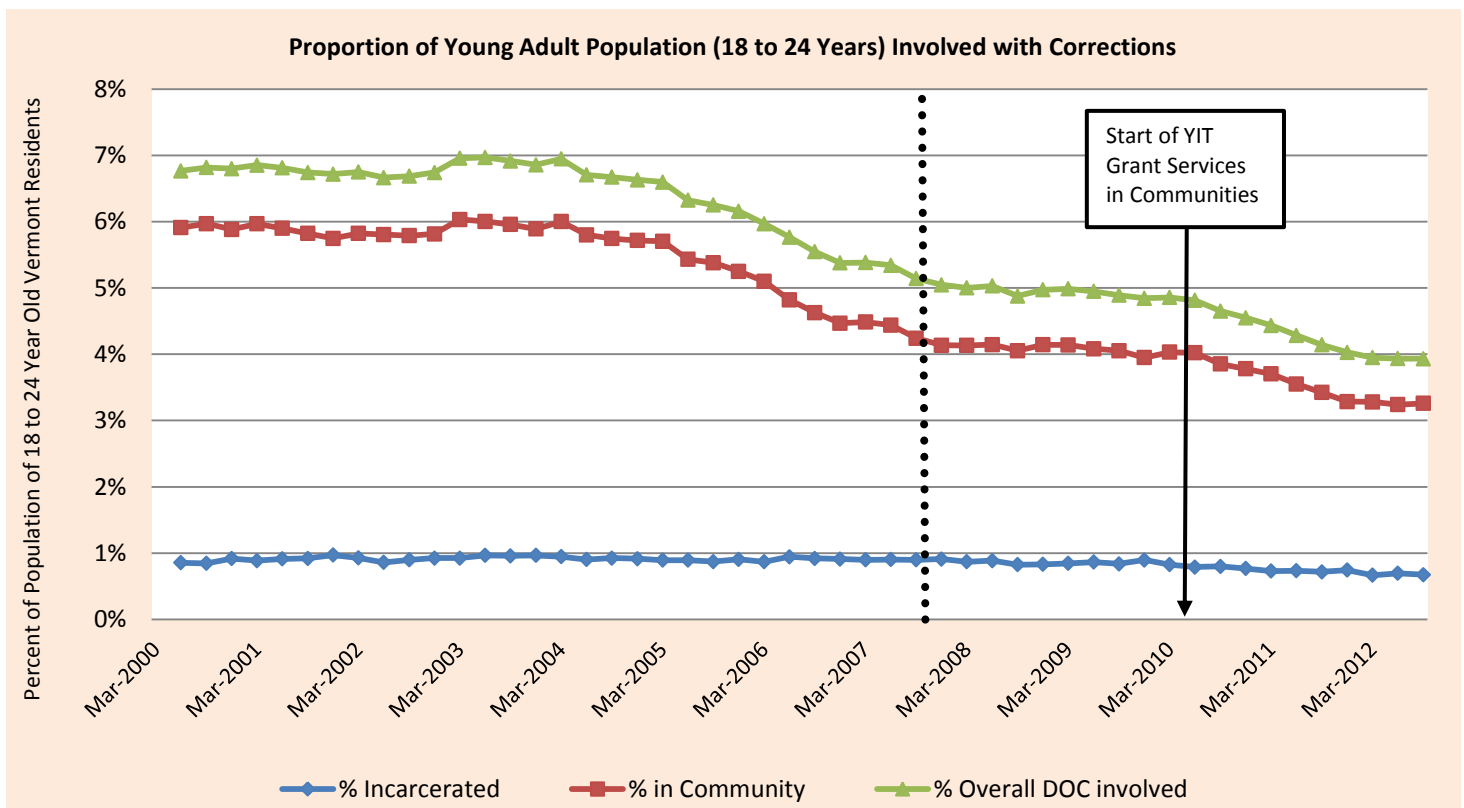


# Are we bending the curve? Justice system involvement of young adults in Vermont's System of Care

The Vermont System of Care for Youth in Transition (YIT) strives to reduce young adults' involvement with the juvenile justice and criminal justice systems. This data brief uses statewide corrections and interview data to measure progress towards this goal.


**Vermont Corrections Data:** The Department of Corrections (DOC) conducts a quarterly census of placement on the last day of each quarter, including both individuals in jail and in community settings (e.g. parole, probation). Our focus was on young adults (18-24 years). Percentages were calculated using U.S. Census population estimates for each year.



**Summary of Graph:** The percentage of young adults involved with the Department of Corrections has gone down from approximately 7% in 2000 to less than 4% in 2012. While gradual, this trend represents a significant decrease in corrections involvement over time ( $F(1, 50) = 630, p < .001; R^2 = .93$ ).

**10 Quarters Before & After YIT:** Because we are interested in the potential influence of the YIT grant, we compared young adult corrections involvement in the 2.5 years since YIT started versus the preceding 2.5 years (this period starts at the dotted line;  $p < .001; R^2 = .91$ ). The average percentage of young adult involvement in the 2.5 years **before YIT** was 4.9% ( $n=3224$  young adults), decreasing to an average of 4.2% ( $n=2748$  young adults) **after the start of YIT** services in communities ( $t(18) = 8.0, p < .001$ ).

**Take Home Message:** YIT Grant Services are contributing to the overall decrease young adults' involvement in corrections!



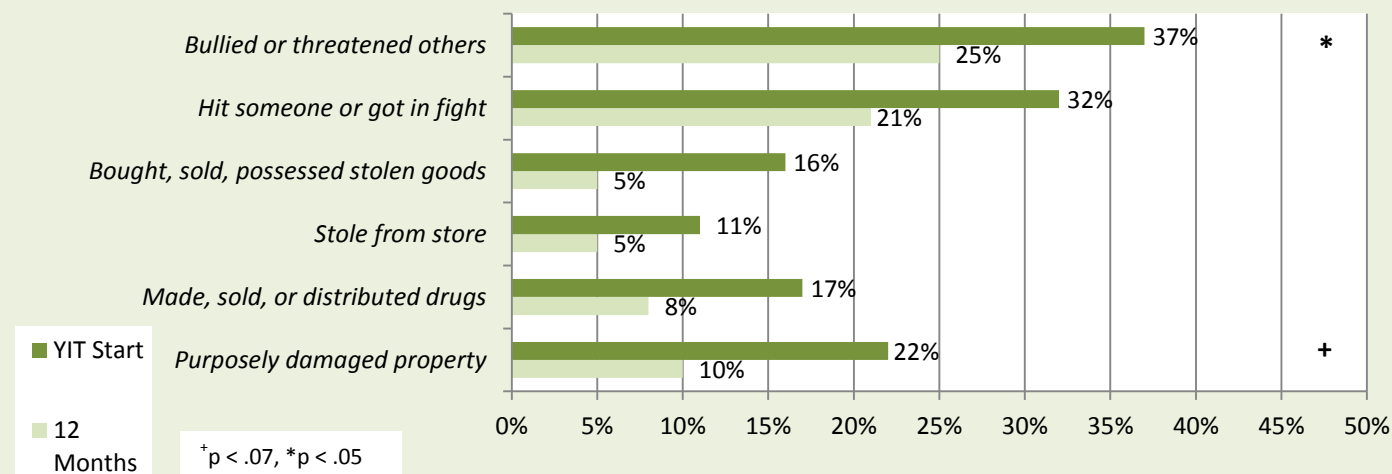
Questions: Contact Tom Delaney  
 Thomas.Delaney@uvm.edu  
 802-656-9192  
[www.Youth-in-transition-grant.com](http://www.Youth-in-transition-grant.com)  
 Version 1, Mar. 13<sup>th</sup>, 2013

# Are we bending the curve? Justice system involvement of young adults in Vermont's System of Care

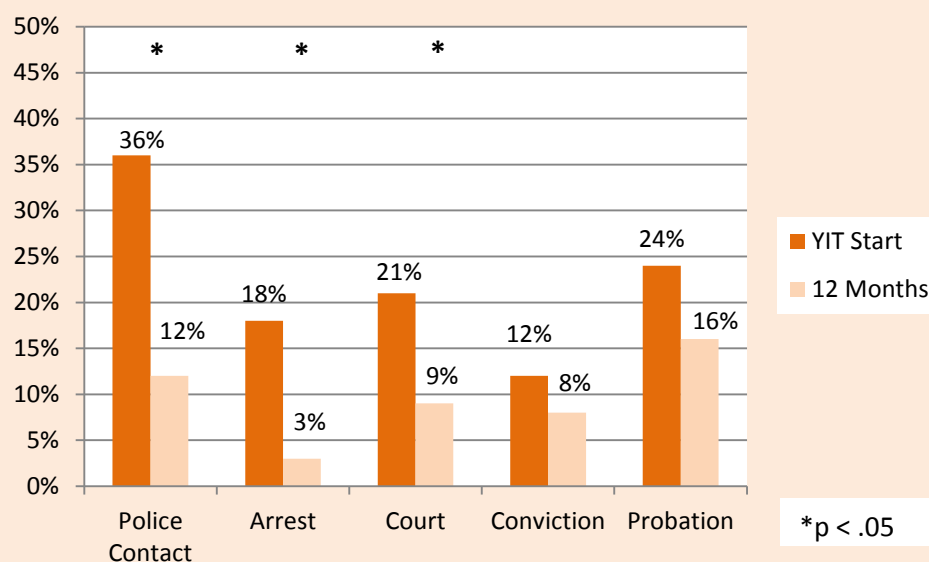
**YIT Evaluation Participants:** Additional data were provided by 67 young adults taking part in a longitudinal study of the Vermont System of Care. These young adults completed an interview that asked about their engagement in activities that might be considered against the law if caught and the interview also asked about their involvement in the criminal justice system. Young adults completed the interview at the start of YIT services and again 12 months later.

<b>Gender</b>	Female 43%	Male 55%	Transgender 2%		
<b>Race / Ethnicity</b>	White 91%	American Indian 9%	Black or African American 3%	Hispanic 3%	Asian 2%
<b>Age</b>	Average = 19.1	Standard Deviation = 1.4	Range = 16 to 22		

**YIT Young Adult Reports of Whether They Engaged in Illegal Behaviors During Past 6 Months**



**YIT Young Adults' Justice System Involvement During Past 6 Months**



**Summary of Graphs:**

Over time, young adults in the Vermont YIT evaluation reported fewer delinquent and illegal behaviors. They also reported a decrease in their involvement in Vermont's criminal justice system. McNemar's tests (n=67) showed the largest reductions for bullying and purposely damaging property; police contact, arrests, and court involvement also appeared to decrease.

**Take Home Message:** Both Dept. of Corrections' trend data and self-report data from young adults indicate that Vermont is bending the curve on justice system involvement!