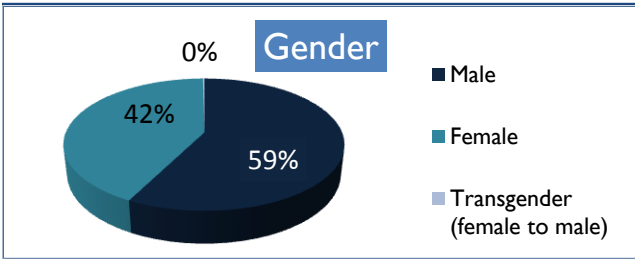



Youth in Transition (YIT) Descriptive Data: Who Are We Serving? - Vermont (4/1/10 - 9/30/12)

Intake sample includes 434 young adults from across Vermont.⁺

Age	Mean	SD ⁺⁺	Range
	19.0	1.4	16 to 21.9

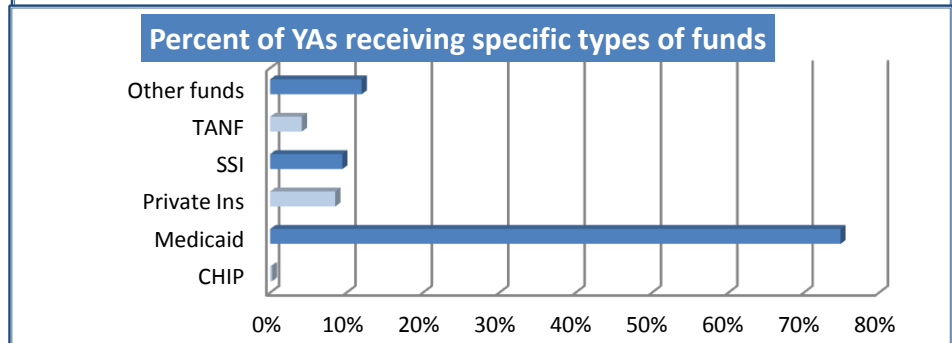
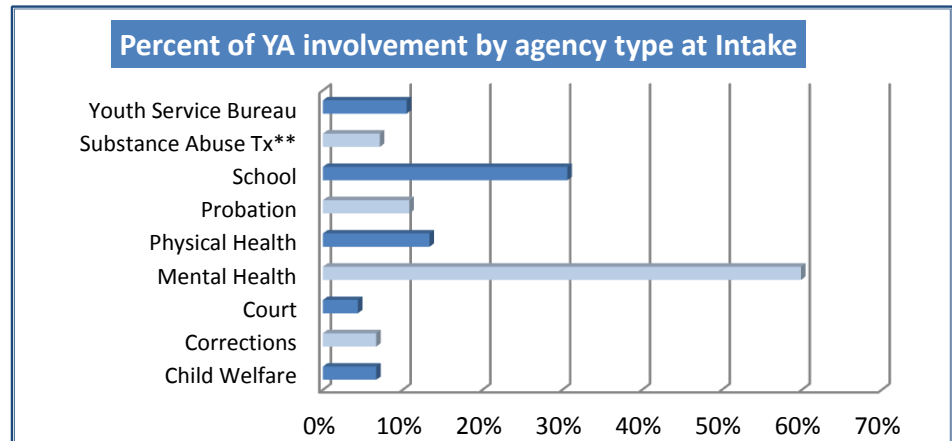
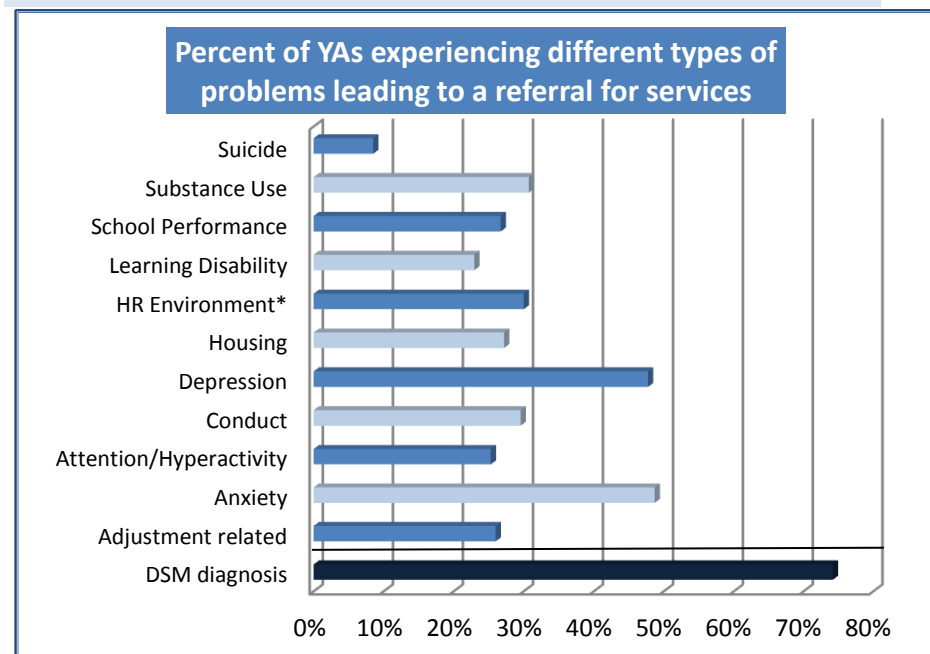


Race/Ethnicity	n	Intake
White	359	83%
African American	18	4%
American Indian/Alaskan Native	5	1%
Asian	13	3%
Belonging to more than 1 race	39	9%
Not of Hispanic, Latino, Spanish origin	372	86%
Hispanic, Latino, or Spanish*	14	3%

*11% missing data for whether Hispanic, Latino, Spanish

Problems Leading to Referral for Services

Number of problems	Mean	SD	Range
	3.4	2.7	0 to 16



⁺Sample size in any given category may vary due to missing data.

⁺⁺SD = standard deviation

*Note: includes any type of high risk environment

**Note: A number of MH agencies also provide substance abuse treatment



Youth in Transition Grant (YIT) Outcome Indicators (4/1/10 to 9/30/12)

These findings come from young adults who completed *Common Study* interviews when they started to YIT services in their communities (**YIT Start**) **AND 12 months later** (except for Employment which are from Vermont & National Studies). Sample sizes change because not all questions were answered, and samples <10 not reported for confidentiality.

Justice & Corrections	Sample size	YIT Start	12 mos	Progress
Arrested in past 30 days	42	5%	0%	●
Spent at least one night in correctional facility in past 30 days	40	5%	0%	●

Education	Sample size	YIT Start	12 mos	Progress
In school during the past 30 days	51	37%	29%	n/a
18 and older who have completed High School or GED	37	57%	73%	●
18 and older who received post-secondary training (e.g., TECH, College)	37	11%	14%	●

Employment (from Vermont & National Studies)	Sample size	YIT Start	12 mos	Progress
Report having a job in past 6 months.	94	55%	64%	●

Health	Sample size	YIT Start	12 mos	Progress
Report they are currently in excellent or very good health	45	31%	24%	●

Housing	Sample size	YIT Start	12 mos	Progress
Primarily living independently in past 30 days	49	8%	39%	●
Primarily living with others in community in past 30 days	49	73%	47%	n/a
Primarily living in more restrictive settings in past 30 days	49	0%	4%	●
Spent most nights homeless in past 30 days	49	8%	2%	●
Spent at least one night homeless in past 30 days	39	13%	3%	●

Relationships	Sample size	YIT Start	12 mos	Progress
Report agree or strongly agree know people they can rely on in past 30 days	50	96%	84%	●

Strengths	Sample size	YIT Start	12 mos	Progress
Report agree or strongly agree can handle daily life in past 30 days	51	84%	78%	●

Mental Health / Substance Use	Sample size	YIT Start	12 mos	Progress
Report anxious or depressed feelings all or most of the time in past 30 days	45	18%	29%	●
Report at least weekly tobacco use in past 30 days	46	59%	59%	●
Report at least weekly alcohol use in past 30 days	46	17%	17%	●
Report at least weekly illicit drug use in past 30 days	46	20%	13%	●

Vermont

Symbol Key

- at least 5% improved
- No change
- at least 5% worse
- n/a Not applicable
- Less than 10

Sample Size

YIT Start **434**

12 mos **51**

