
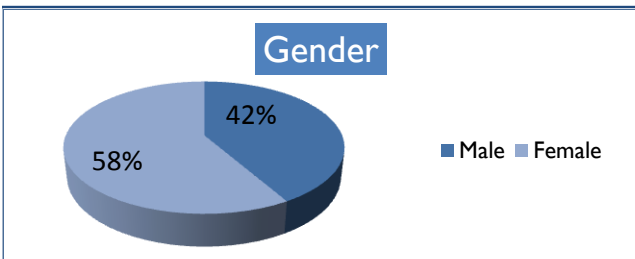


## YIT Descriptive Data: Who Are We Serving?

Intake sample includes 24 young adults from Springfield.\*

Age	Mean	SD**	Range
	18.6	1.3	16 to 21.1

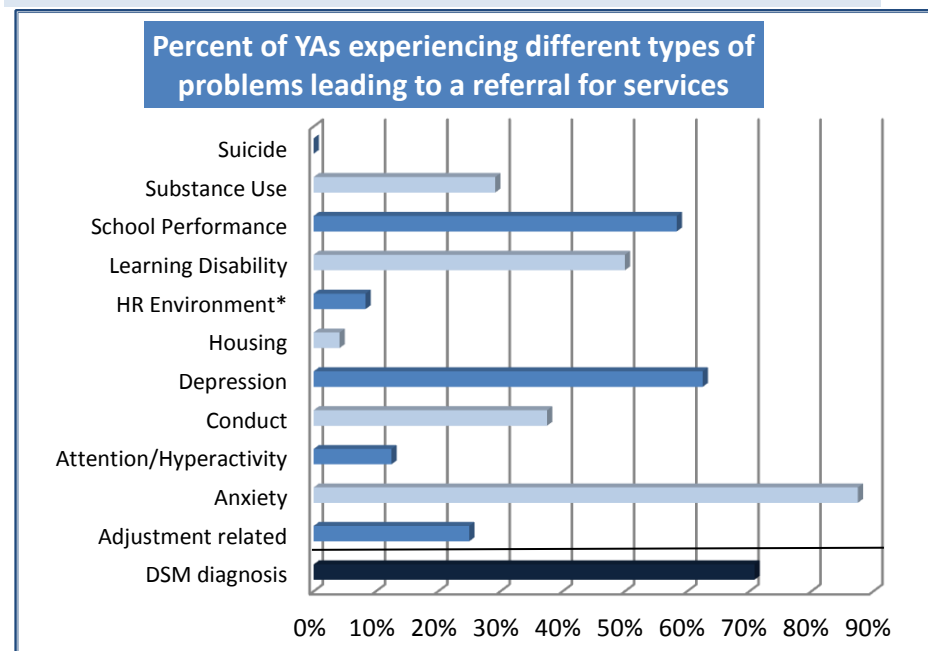


Race/Ethnicity	n	Intake
White	20	83%
African American	0	0%
American Indian/Alaskan Native	0	0%
Asian	0	0%
Belonging to more than 1 race	4	17%
Not of Hispanic, Latino, Spanish origin	21	88%
Hispanic, Latino, or Spanish	2	8%

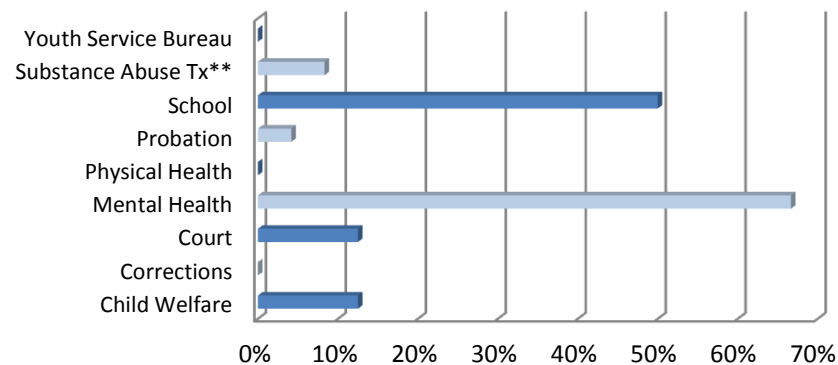
\*4% missing data for whether Hispanic, Latino, Spanish

### Problems Leading to Referral for Services

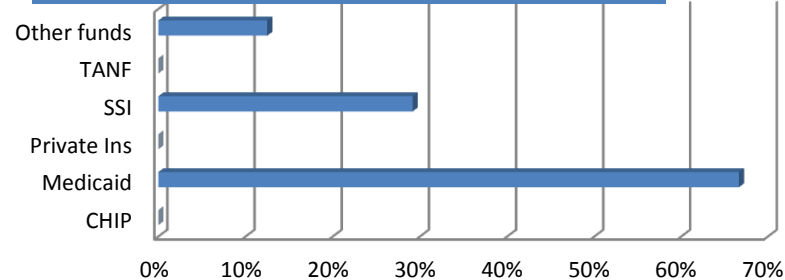
	Mean	SD	Range
Number of problems	3.9	1.2	1 to 6



### Percent of YA involvement by agency type at Intake



### Percent of YAs receiving specific types of funds



\*Sample size in any given category may vary due to missing data.

\*\*SD = standard deviation

\*Note: includes any type of high risk environment

\*\*Note: A number of MH agencies also provide substance abuse treatment

## Youth in Transition Grant (YIT) Outcome Indicators (4/1/10 to 9/30/12)

These findings come from young adults who completed *Common Study* interviews (except for Employment which are from *Vermont & National Studies*) when they started to receive YIT services in their communities (**YIT Start**). Fewer than 10 *Common Study* interviews were conducted at the 6-month follow-up, so no progress data is available. Sample sizes change because not all questions were answered, and samples <10 not reported for confidentiality.

Justice & Corrections	Sample size	YIT Start	6 mos	Progress
Arrested in past 30 days	25	8%	-	n/a
Spent at least one night in correctional facility in past 30 days	21	0%	-	n/a

Education	Sample size	YIT Start	6 mos	Progress
In school during the past 30 days	25	52%	-	n/a
18 and older who have completed High School or GED	17	41%	-	n/a
18 and older who received post-secondary training (e.g., TECH, College)	17	0%	-	n/a

Employment (from Vermont & National Studies)	Sample size	YIT Start	6 mos	Progress
Report having a job in past 6 months.	15	40%	-	n/a

Health	Sample size	YIT Start	6 mos	Progress
Report they are currently in excellent or very good health	21	24%	-	n/a

Housing	Sample size	YIT Start	6 mos	Progress
Primarily living independently in past 30 days	25	4%	-	n/a
Primarily living with others in community in past 30 days	25	84%	-	n/a
Primarily living in more restrictive settings in past 30 days	25	0%	-	n/a
Spent most nights homeless in past 30 days	25	4%	-	n/a
Spent at least one night homeless in past 30 days	16	0%	-	n/a

Relationships	Sample size	YIT Start	6 mos	Progress
Report agree or strongly agree know people they can rely on in past 30 days	19	84%	-	n/a

Strengths	Sample size	YIT Start	6 mos	Progress
Report agree or strongly agree can handle daily life in past 30 days	19	84%	-	n/a

Mental Health / Substance Use	Sample size	YIT Start	6 mos	Progress
Report anxious or depressed feelings all or most of the time in past 30 days	16	38%	-	n/a
Report at least weekly tobacco use in past 30 days	16	56%	-	n/a
Report at least weekly alcohol use in past 30 days	16	0%	-	n/a
Report at least weekly illicit drug use in past 30 days	16	25%	-	n/a

## Springfield

### Symbol Key

- at least 5% improved
- No change
- at least 5% worse
- n/a Not applicable
- Less than 10

### Sample Sizes

YIT Start 25

6 mos 4

