


YIT Descriptive Data: Who Are We Serving?

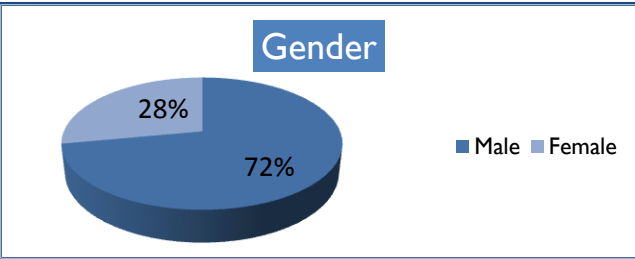
Intake sample includes 25 young adults from Morrisville.⁺

Age	Mean	SD ⁺⁺	Range
	19.0	1.2	16 to 21.0



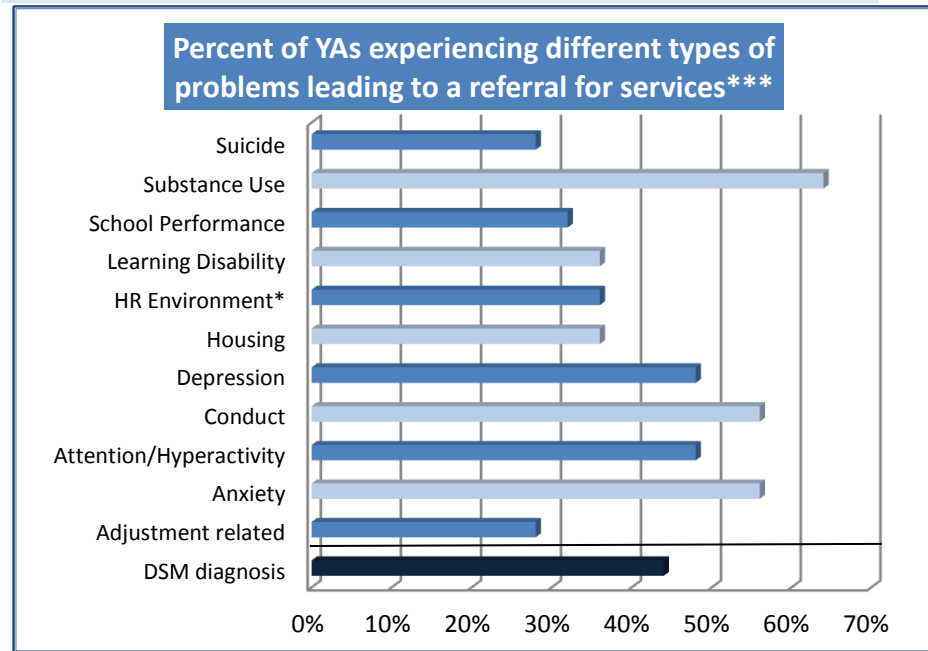
Race/Ethnicity	n	Intake
White	22	88%
African American	1	4%
American Indian/Alaskan Native	0	0%
Asian	1	4%
Belonging to more than 1 race	1	4%
Not of Hispanic, Latino, Spanish origin	21	84%
Hispanic, Latino, or Spanish*	0	0%

*16% missing data for Hispanic, Latino, Spanish

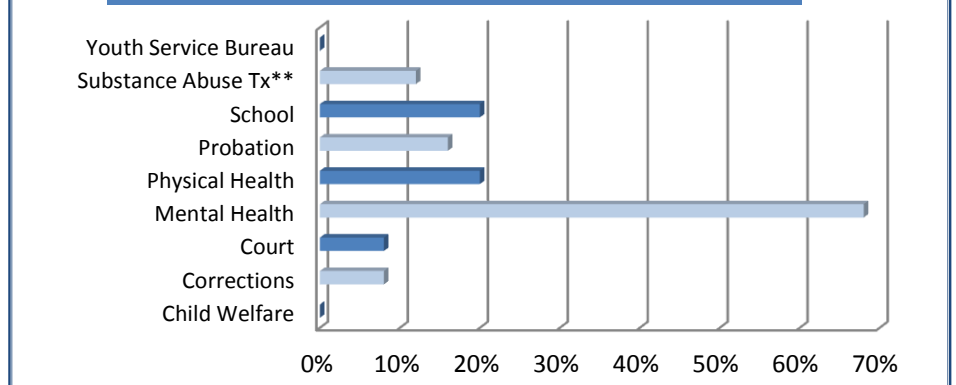


Problems Leading to Referral for Services

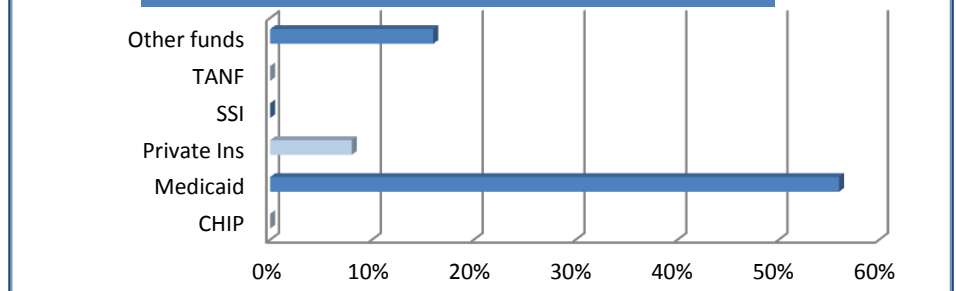
	Mean	SD	Range
Number of problems	5.5	2.8	0 to 10



Percent of YA involvement by agency type at Intake



Percent of YAs receiving specific types of funds



⁺Sample size in any given category may vary due to missing data.

⁺⁺SD = standard deviation

*Note: includes any type of high risk environment

**Note: A number of MH agencies also provide substance abuse treatment

***36% also report Sleep problems; 28% report At risk or has failed placement



Youth in Transition Grant (YIT) Outcome Indicators (4/1/10 to 9/30/12)

These findings come from young adults who completed *Common Study* interviews when they started to YIT services in their communities (**YIT Start**) **AND 6 months later** (except for Employment which are from Vermont & National Studies). Sample sizes change because not all questions were answered, and samples <10 not reported for confidentiality.

Justice & Corrections	Sample size	YIT Start	6 mos	Progress
Arrested in past 30 days	12	0%	0%	●
Spent at least one night in correctional facility in past 30 days	12	0%	0%	●

Education	Sample size	YIT Start	6 mos	Progress
In school during the past 30 days	12	17%	8%	n/a
18 and older who have completed High School or GED	8	-	-	-
18 and older who received post-secondary training (e.g., TECH, College)	8	-	-	-

Employment (from Vermont & National Studies)	Sample size	YIT Start	6 mos	Progress
Report having a job in past 6 months.	8	-	-	-

Health	Sample size	YIT Start	6 mos	Progress
Report they are currently in excellent or very good health	11	27%	45%	●

Housing	Sample size	YIT Start	6 mos	Progress
Primarily living independently in past 30 days	12	8%	25%	●
Primarily living with others in community in past 30 days	12	83%	58%	n/a
Primarily living in more restrictive settings in past 30 days	12	8%	17%	●
Spent most nights homeless in past 30 days	12	0%	0%	●
Spent at least one night homeless in past 30 days	12	17%	0%	●

Relationships	Sample size	YIT Start	6 mos	Progress
Report agree or strongly agree know people they can rely on in past 30 days	12	92%	100%	●

Strengths	Sample size	YIT Start	6 mos	Progress
Report agree or strongly agree can handle daily life in past 30 days	12	83%	92%	●

Mental Health / Substance Use	Sample size	YIT Start	6 mos	Progress
Report anxious or depressed feelings all or most of the time in past 30 days	10	40%	0%	●
Report at least weekly tobacco use in past 30 days	12	75%	75%	●
Report at least weekly alcohol use in past 30 days	12	8%	8%	●
Report at least weekly illicit drug use in past 30 days	12	25%	33%	●

Morrisville

Symbol Key

- at least 5% improved
- No change
- at least 5% worse
- n/a Not applicable
- Less than 10

Sample Size

YIT Start 25

6 mos 12

