
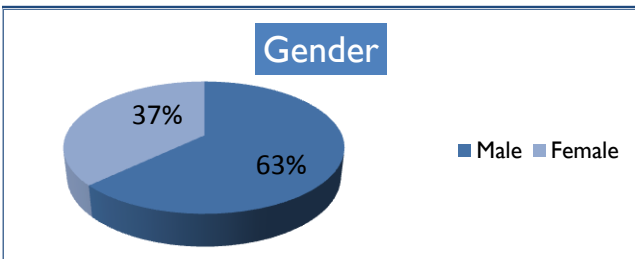


## YIT Descriptive Data: Who Are We Serving?

Intake sample includes 54 young adults from Hartford.\*

Age	Mean	SD**	Range
	19.0	1.6	16 to 21.7

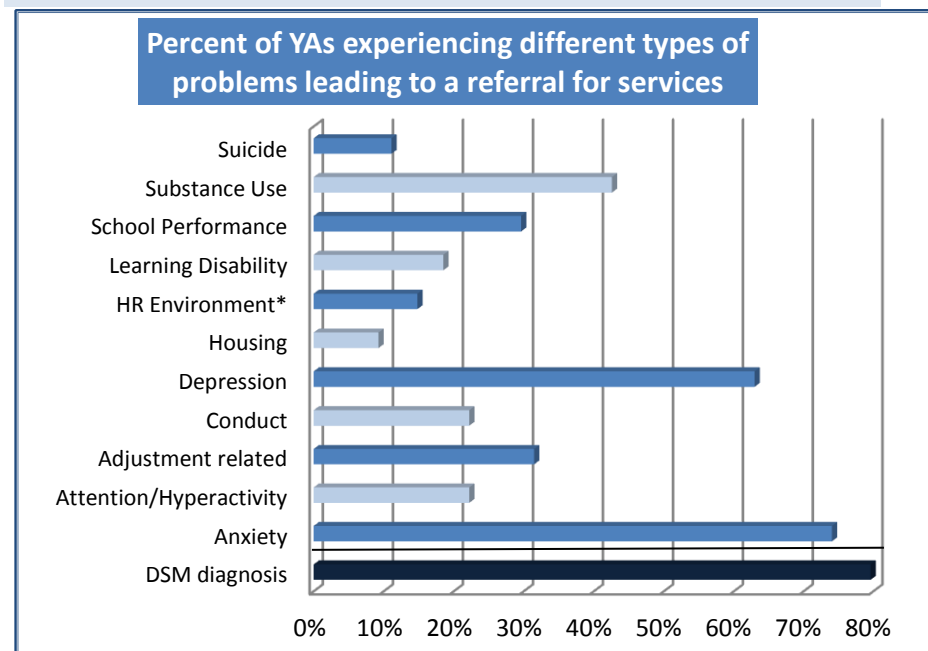


Race/Ethnicity	n	Intake
White	50	93%
African American	0	0%
American Indian/Alaskan Native	1	2%
Asian	0	0%
Belonging to more than 1 race	3	6%
Not of Hispanic, Latino, Spanish origin	41	76%
Hispanic, Latino, or Spanish*	2	4%

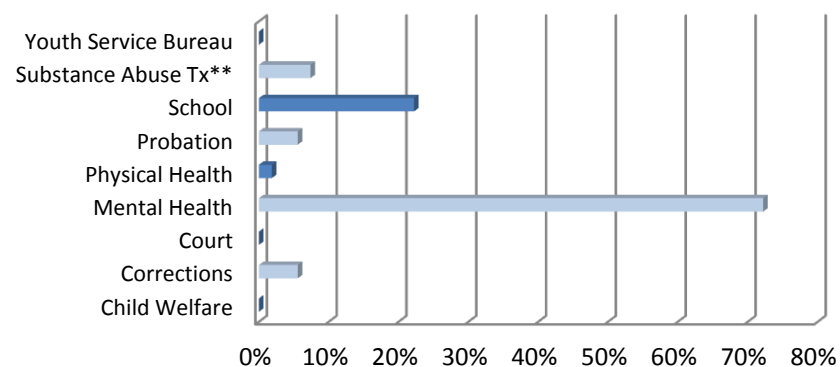
\*20% missing data for Hispanic, Latino, Spanish

### Problems Leading to Referral for Services

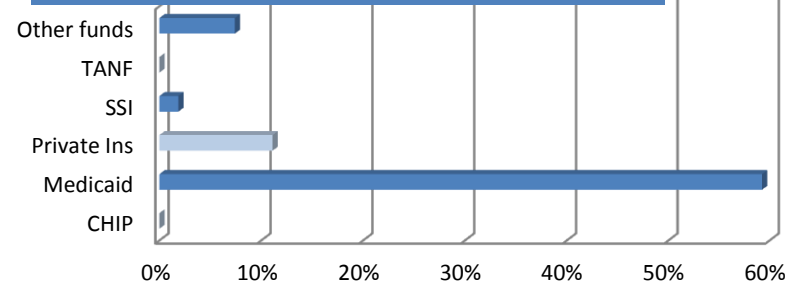
	Mean	SD	Range
Number of problems	3.4	2.7	0 to 15



### Percent of YA involvement by agency type at Intake



### Percent of YAs receiving specific types of funds



\*Sample size in any given category may vary due to missing data.

\*\*SD = standard deviation

\*Note: includes any type of high risk environment

\*\*Note: A number of MH agencies also provide substance abuse treatment

## Youth in Transition Grant (YIT) Outcome Indicators (4/1/10 to 9/30/12)

These findings come from young adults who completed *Common Study* interviews when they started to YIT services in their communities (**YIT Start**) **AND 6 months later** (except for Employment which are from Vermont & National Studies). Sample sizes change because not all questions were answered, and samples <10 not reported for confidentiality.

Justice & Corrections	Sample size	YIT Start	6 mos	Progress
Arrested in past 30 days	1	-	-	-
Spent at least one night in correctional facility in past 30 days	2	-	-	-

Education	Sample size	YIT Start	6 mos	Progress
In school during the past 30 days	17	47%	41%	n/a
18 and older who have completed High School or GED	8	-	-	-
18 and older who received post-secondary training (e.g., TECH, College)	8	-	-	-

Employment (from Vermont & National Studies)	Sample size	YIT Start	6 mos	Progress
Report having a job in past 6 months.	19	58%	47%	●

Health	Sample size	YIT Start	6 mos	Progress
Report they are currently in excellent or very good health	13	38%	31%	●

Housing	Sample size	YIT Start	6 mos	Progress
Primarily living independently in past 30 days	15	7%	13%	●
Primarily living with others in community in past 30 days	15	67%	67%	n/a
Primarily living in more restrictive settings in past 30 days	15	0%	0%	●
Spent most nights homeless in past 30 days	15	7%	13%	●
Spent at least one night homeless in past 30 days	3	-	-	-

Relationships	Sample size	YIT Start	6 mos	Progress
Report agree or strongly agree know people they can rely on in past 30 days	17	88%	100%	●

Strengths	Sample size	YIT Start	6 mos	Progress
Report agree or strongly agree can handle daily life in past 30 days	17	82%	88%	●

Mental Health / Substance Use	Sample size	YIT Start	6 mos	Progress
Report anxious or depressed feelings all or most of the time in past 30 days	12	17%	25%	●
Report at least weekly tobacco use in past 30 days	13	54%	69%	●
Report at least weekly alcohol use in past 30 days	13	23%	0%	●
Report at least weekly illicit drug use in past 30 days	13	8%	15%	●

## Hartford

### Symbol Key

- at least 5% improved
- No change
- at least 5% worse
- n/a Not applicable
- Less than 10

### Sample Size

YIT Start 53

6 mos 17

