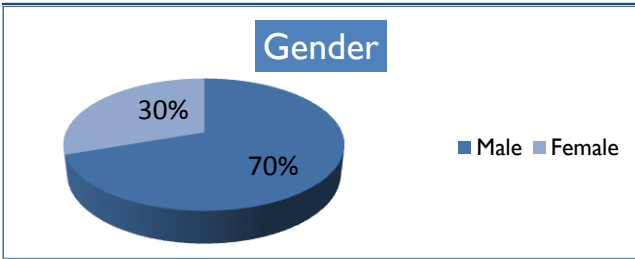



# YIT Descriptive Data: Who Are We Serving?

Intake sample includes 90 young adults from Burlington.†

Age	Mean	SD**	Range
	18.7	1.5	16 to 21.8

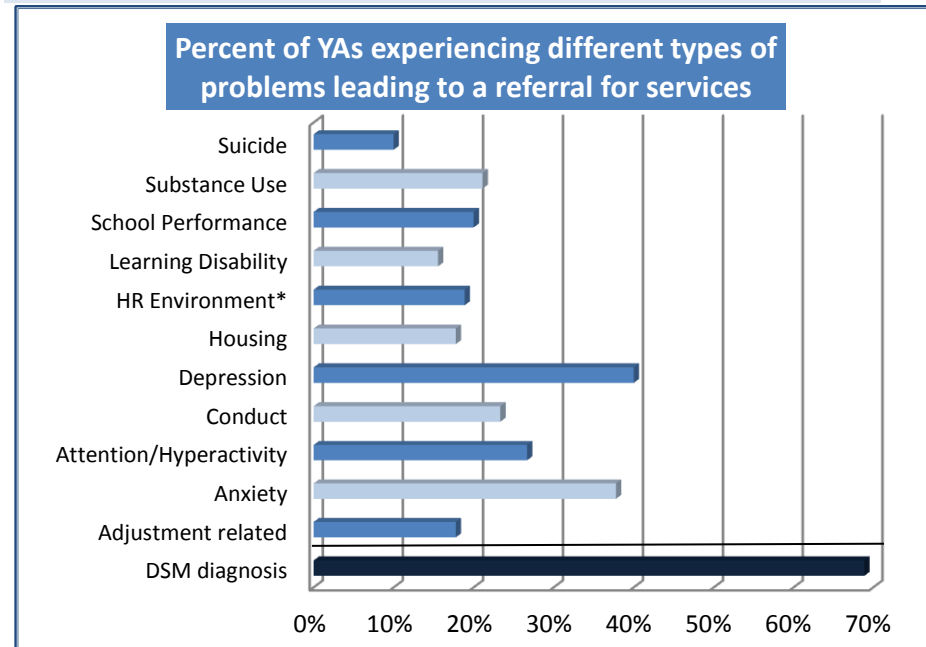


Race/Ethnicity	n	Intake
White	61	68%
African American	12	13%
American Indian/Alaskan Native	0	0%
Asian	11	12%
Belonging to more than 1 race	6	7%
Not of Hispanic, Latino, Spanish origin	69	77%
Hispanic, Latino, or Spanish*	3	3%

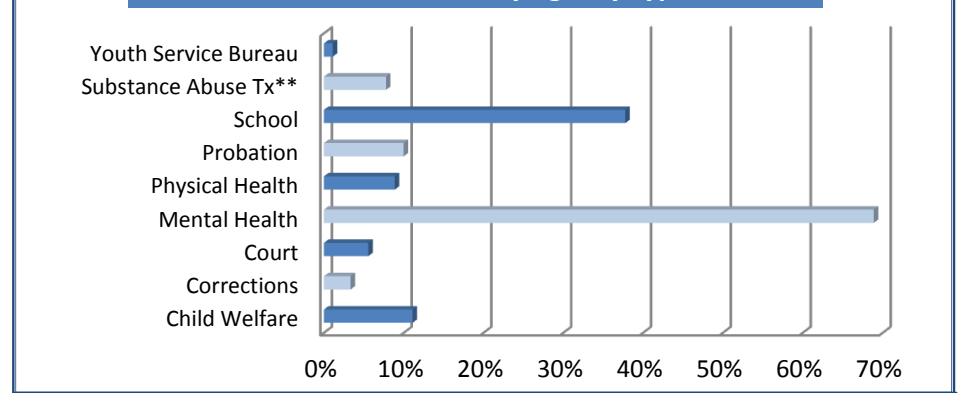
\*20% missing data for Hispanic, Latino, Spanish

## Problems Leading to Referral for Services

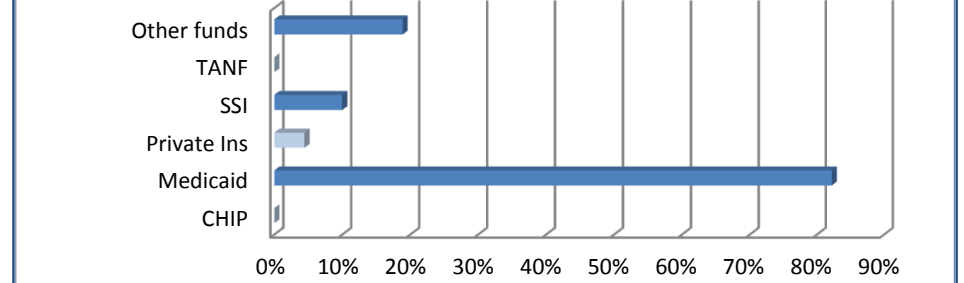
	Mean	SD	Range
Number of problems	2.6	2.1	0 to 8



## Percent of YA involvement by agency type at Intake



## Percent of YAs receiving specific types of funds



†Sample size in any given category may vary due to missing data.

\*\*SD = standard deviation

\*Note: includes any type of high risk environment

\*\*Note: A number of MH agencies also provide substance abuse treatment

## Youth in Transition Grant (YIT) Outcome Indicators (4/1/10 to 9/30/12)

These findings come from young adults who completed *Common Study* interviews when they started to YIT services in their communities (**YIT Start**) **AND 6 months later** (except for Employment which are from Vermont & National Studies). Sample sizes change because not all questions were answered, and samples <10 not reported for confidentiality.

Justice & Corrections	Sample size	YIT Start	6 mos	Progress
Arrested in past 30 days	30	0%	0%	●
Spent at least one night in correctional facility in past 30 days	26	0%	0%	●

Education	Sample size	YIT Start	6 mos	Progress
In school during the past 30 days	31	71%	74%	n/a
18 and older who have completed High School or GED	18	44%	50%	●
18 and older who received post-secondary training (e.g., TECH, College)	18	11%	11%	●

Employment (from Vermont & National Studies)	Sample size	YIT Start	6 mos	Progress
Report having a job in past 6 months.	11	82%	73%	●

Health	Sample size	YIT Start	6 mos	Progress
Report they are currently in excellent or very good health	25	40%	36%	●

Housing	Sample size	YIT Start	6 mos	Progress
Primarily living independently in past 30 days	31	6%	10%	●
Primarily living with others in community in past 30 days	31	61%	68%	n/a
Primarily living in more restrictive settings in past 30 days	31	16%	16%	●
Spent most nights homeless in past 30 days	31	6%	6%	●
Spent at least one night homeless in past 30 days	26	4%	0%	●

Relationships	Sample size	YIT Start	6 mos	Progress
Report agree or strongly agree know people they can rely on in past 30 days	30	90%	97%	●

Strengths	Sample size	YIT Start	6 mos	Progress
Report agree or strongly agree can handle daily life in past 30 days	31	84%	87%	●

Mental Health / Substance Use	Sample size	YIT Start	6 mos	Progress
Report anxious or depressed feelings all or most of the time in past 30 days	24	25%	25%	●
Report at least weekly tobacco use in past 30 days	25	28%	28%	●
Report at least weekly alcohol use in past 30 days	26	4%	8%	●
Report at least weekly illicit drug use in past 30 days	26	4%	8%	●

## Burlington

### Symbol Key

- at least 5% improved
- No change
- at least 5% worse
- n/a Not applicable
- Less than 10

### Sample Size

YIT Start **88**

6 mos **31**

