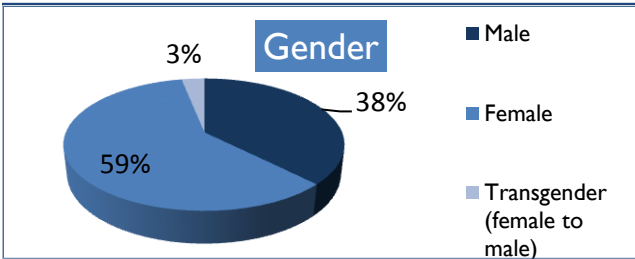



# YIT Descriptive Data: Who Are We Serving?

Intake sample includes 32 young adults from Brattleboro.<sup>+</sup>

Age	Mean	SD <sup>++</sup>	Range
	19.0	1.2	16 to 21.5

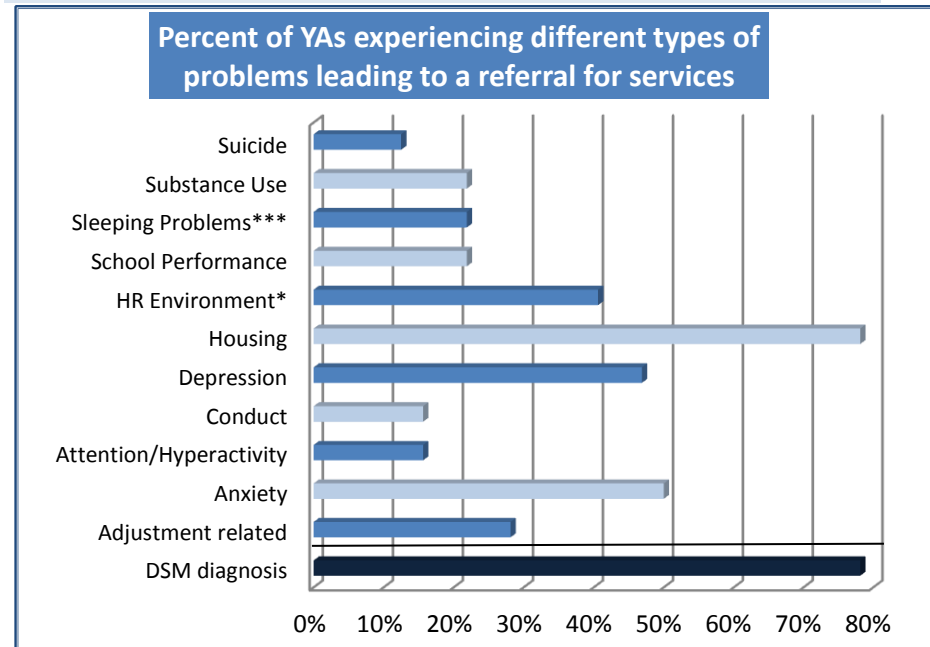


Race/Ethnicity	n	Intake
White	25	78%
African American	1	3%
American Indian/Alaskan Native	1	3%
Asian	0	0%
Belonging to more than 1 race	5	16%
Not of Hispanic, Latino, Spanish origin	29	91%
Hispanic, Latino, or Spanish*	2	6%

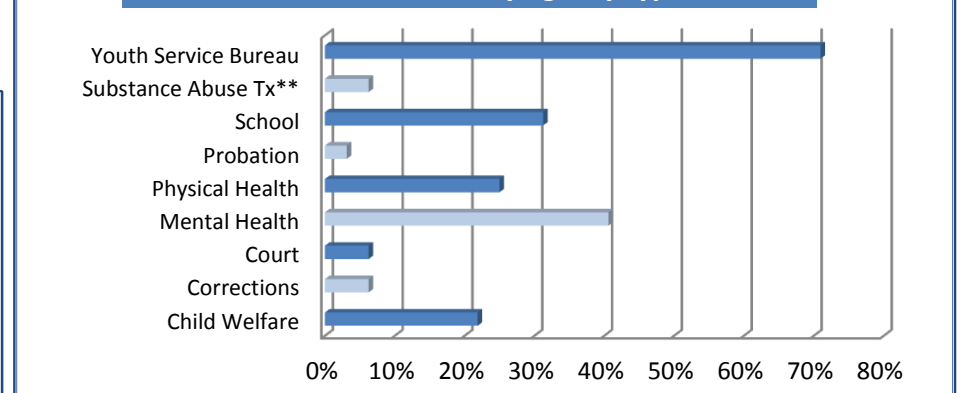
\*3% missing data for Race/Ethnicity & Hispanic, Latino, Spanish

## Problems Leading to Referral for Services

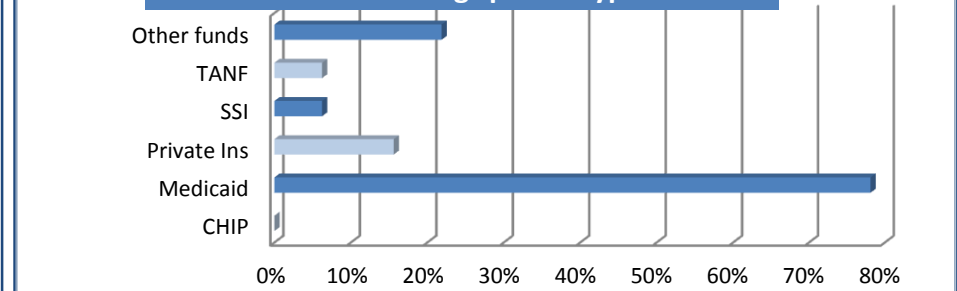
	Mean	SD	Range
Number of problems	3.4	3.9	0 to 16



## Percent of YA involvement by agency type at Intake



## Percent of YAs receiving specific types of funds



<sup>+</sup>Sample size in any given category may vary due to missing data.

<sup>++</sup>SD = standard deviation

\*Note: includes any type of high risk environment

\*\*Note: A number of MH agencies also provide substance abuse treatment

\*\*\*Sleep problems replaced Learning disability due to rate of occurrence.

## Youth in Transition Grant (YIT) Outcome Indicators (4/1/10 to 9/30/12)

These findings come from young adults who completed *Common Study* interviews when they started to YIT services in their communities (**YIT Start**) **AND 6 months later** (except for Employment which are from Vermont & National Studies). Sample sizes change because not all questions were answered, and samples <10 not reported for confidentiality.

Justice & Corrections	Sample size	YIT Start	6 mos	Progress
Arrested in past 30 days	12	0%	0%	●
Spent at least one night in correctional facility in past 30 days	11	0%	0%	●

Education	Sample size	YIT Start	6 mos	Progress
In school during the past 30 days	12	25%	33%	n/a
18 and older who have completed High School or GED	11	82%	82%	●
18 and older who received post-secondary training (e.g., TECH, College)	11	18%	18%	●

Employment (from Vermont & National Studies)	Sample size	YIT Start	6 mos	Progress
Report having a job in past 6 months.	10	70%	60%	●

Health	Sample size	YIT Start	6 mos	Progress
Report they are currently in excellent or very good health	11	18%	9%	●

Housing	Sample size	YIT Start	6 mos	Progress
Primarily living independently in past 30 days	12	0%	58%	●
Primarily living with others in community in past 30 days	12	75%	25%	n/a
Primarily living in more restrictive settings in past 30 days	12	0%	8%	●
Spent most nights homeless in past 30 days	12	25%	8%	●
Spent at least one night homeless in past 30 days	10	40%	10%	●

Relationships	Sample size	YIT Start	6 mos	Progress
Report agree or strongly agree know people they can rely on in past 30 days	12	83%	100%	●

Strengths	Sample size	YIT Start	6 mos	Progress
Report agree or strongly agree can handle daily life in past 30 days	12	75%	83%	●

Mental Health / Substance Use	Sample size	YIT Start	6 mos	Progress
Report anxious or depressed feelings all or most of the time in past 30 days	11	45%	27%	●
Report at least weekly tobacco use in past 30 days	11	64%	82%	●
Report at least weekly alcohol use in past 30 days	11	27%	18%	●
Report at least weekly illicit drug use in past 30 days	11	27%	18%	●

## Brattleboro

### Symbol Key

- at least 5% improved
- No change
- at least 5% worse
- n/a Not applicable
- Less than 10

### Sample Size

YIT Start **31**

6 mos **12**

