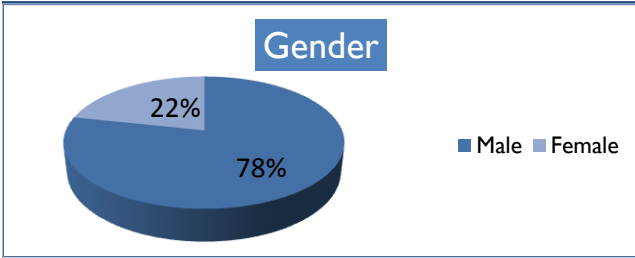



YIT Descriptive Data: Who Are We Serving?

Intake sample includes 37 young adults from Bennington.⁺

| Age | Mean | SD ⁺⁺ | Range |
|-----|------|------------------|------------|
| | 19.1 | 1.3 | 16 to 21.4 |

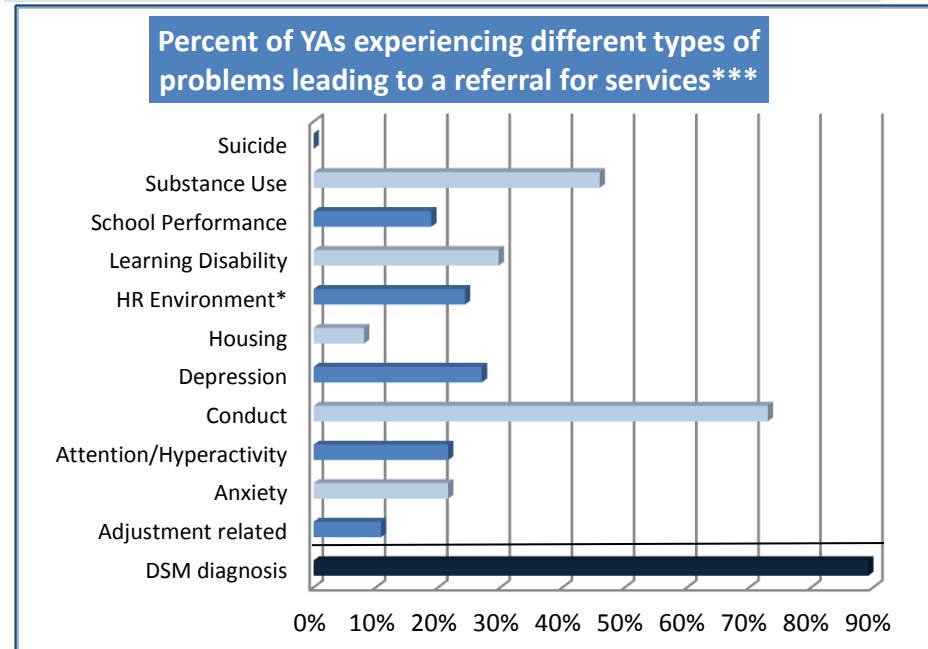


| Race/Ethnicity | n | Intake |
|---|----|--------|
| White | 33 | 89% |
| African American | 1 | 3% |
| American Indian/Alaskan Native | 0 | 0% |
| Asian | 0 | 0% |
| Belonging to more than 1 race | 3 | 8% |
| Not of Hispanic, Latino, Spanish origin | 36 | 97% |
| Hispanic, Latino, or Spanish* | 0 | 0% |

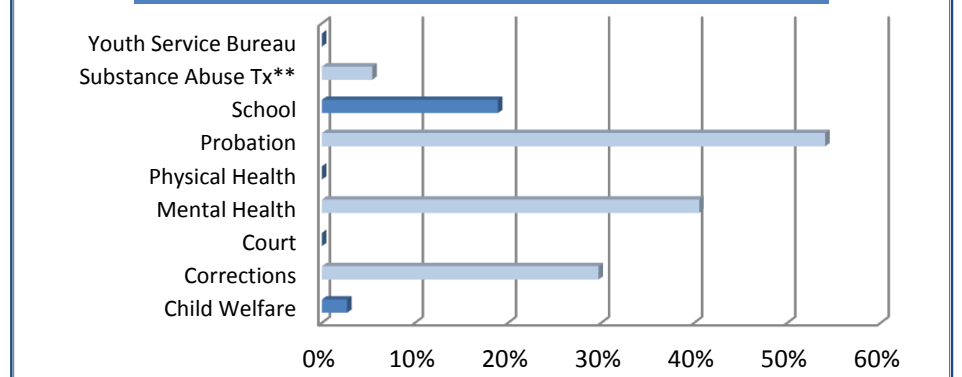
*3% missing data for whether Hispanic, Latino, Spanish

Problems Leading to Referral for Services

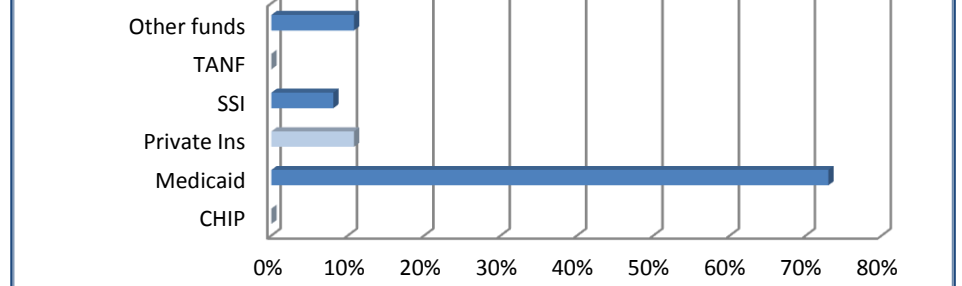
| | Mean | SD | Range |
|--------------------|------|-----|--------|
| Number of problems | 3.1 | 2.3 | 0 to 7 |



Percent of YA involvement by agency type at Intake



Percent of YAs receiving specific types of funds



⁺Sample size in any given category may vary due to missing data.

⁺⁺SD = standard deviation

*Note: includes any type of high risk environment

**Note: A number of MH agencies also provide substance abuse treatment

***22% of young adults were also rated as experiencing Sleeping Problems



Youth in Transition Grant (YIT) Outcome Indicators (4/1/10 to 9/30/12)

These findings come from young adults who completed *Common Study* interviews when they started to YIT services in their communities (**YIT Start**) **AND 6 months later** (except for Employment which are from Vermont & National Studies). Sample sizes change because not all questions were answered, and samples <10 not reported for confidentiality.

| Justice & Corrections | Sample size | YIT Start | 6 mos | Progress |
|---|-------------|-----------|-------|----------|
| Arrested in past 30 days | 21 | 14% | 5% | ● |
| Spent at least one night in correctional facility in past 30 days | 18 | 6% | 6% | ● |

| Education | Sample size | YIT Start | 6 mos | Progress |
|---|-------------|-----------|-------|----------|
| In school during the past 30 days | 23 | 30% | 35% | n/a |
| 18 and older who have completed High School or GED | 17 | 41% | 53% | ● |
| 18 and older who received post-secondary training (e.g., TECH, College) | 17 | 0% | 0% | ● |

| Employment (from Vermont & National Studies) | Sample size | YIT Start | 6 mos | Progress |
|--|-------------|-----------|-------|----------|
| Report having a job in past 6 months. | 16 | 38% | 69% | ● |

| Health | Sample size | YIT Start | 6 mos | Progress |
|--|-------------|-----------|-------|----------|
| Report they are currently in excellent or very good health | 19 | 32% | 32% | ● |

| Housing | Sample size | YIT Start | 6 mos | Progress |
|---|-------------|-----------|-------|----------|
| Primarily living independently in past 30 days | 22 | 23% | 32% | ● |
| Primarily living with others in community in past 30 days | 22 | 68% | 55% | n/a |
| Primarily living in more restrictive settings in past 30 days | 22 | 0% | 0% | ● |
| Spent most nights homeless in past 30 days | 22 | 5% | 0% | ● |
| Spent at least one night homeless in past 30 days | 18 | 11% | 11% | ● |

| Relationships | Sample size | YIT Start | 6 mos | Progress |
|---|-------------|-----------|-------|----------|
| Report agree or strongly agree know people they can rely on in past 30 days | 23 | 96% | 100% | ● |

| Strengths | Sample size | YIT Start | 6 mos | Progress |
|--|-------------|-----------|-------|----------|
| Report agree or strongly agree can handle daily life in past 30 days | 23 | 96% | 91% | ● |

| Mental Health / Substance Use | Sample size | YIT Start | 6 mos | Progress |
|--|-------------|-----------|-------|----------|
| Report anxious or depressed feelings all or most of the time in past 30 days | 18 | 22% | 6% | ● |
| Report at least weekly tobacco use in past 30 days | 19 | 84% | 68% | ● |
| Report at least weekly alcohol use in past 30 days | 18 | 17% | 11% | ● |
| Report at least weekly illicit drug use in past 30 days | 19 | 42% | 16% | ● |

Bennington

Symbol Key

- at least 5% improved
- No change
- at least 5% worse
- n/a Not applicable
- Less than 10

Sample Size

YIT Start **37**

6 mos **23**

