
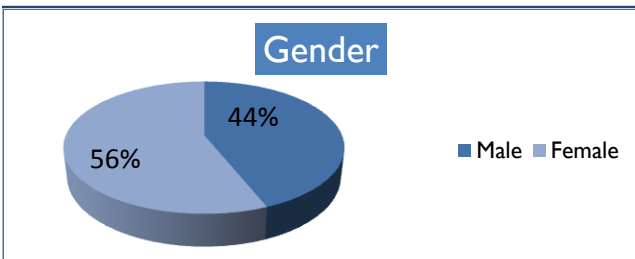


YIT Descriptive Data: Who Are We Serving?

Intake sample includes 41 young adults from Barre.⁺

Age	Mean	SD ⁺⁺	Range
	19.6	1.2	16 to 20.7

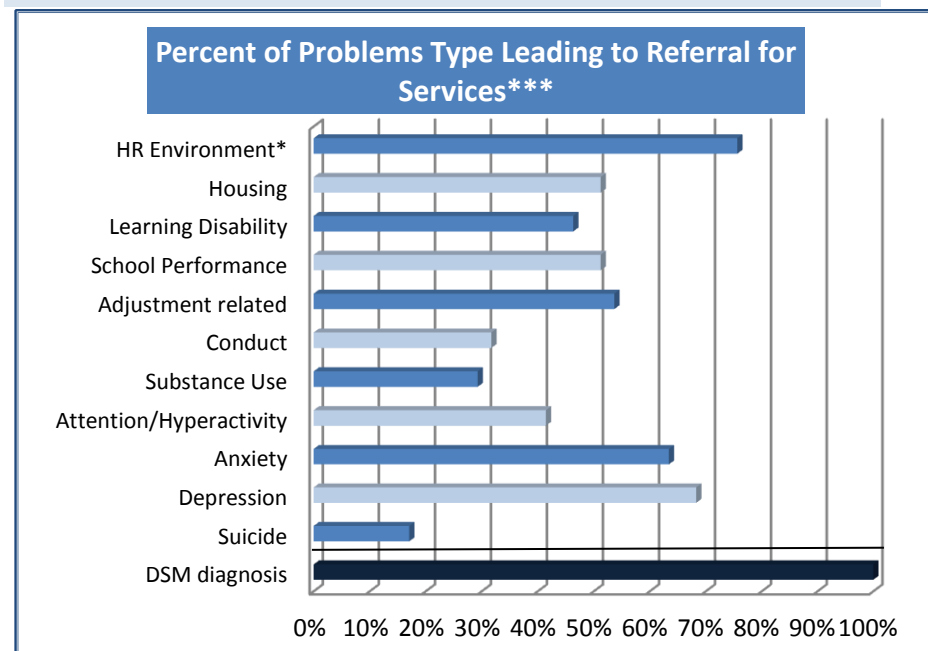


Race/Ethnicity	n	Intake
White	37	90%
African American	0	0%
American Indian/Alaskan Native	0	0%
Asian	0	0%
Belonging to more than 1 race	4	10%
Not of Hispanic, Latino, Spanish origin	37	90%
Hispanic, Latino, or Spanish*	3	7%

*3% missing data for whether Hispanic, Latino, Spanish

Problems Leading to Referral for Services

	Mean	SD	Range
Number of problems	6.1	2.8	0 to 11



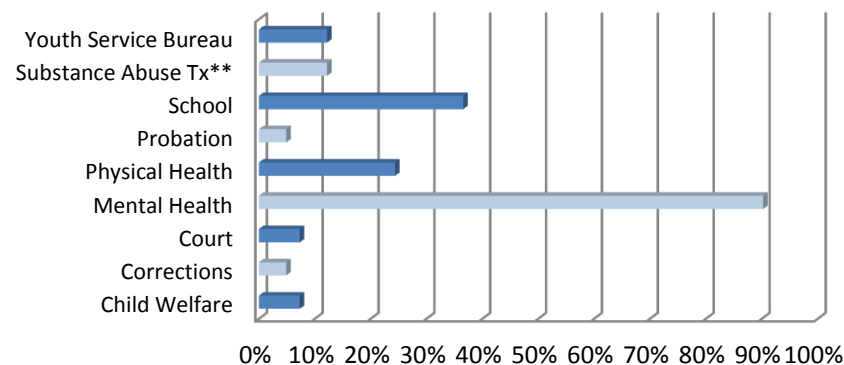
⁺Sample size in any given category may vary due to missing data.

⁺⁺SD = standard deviation

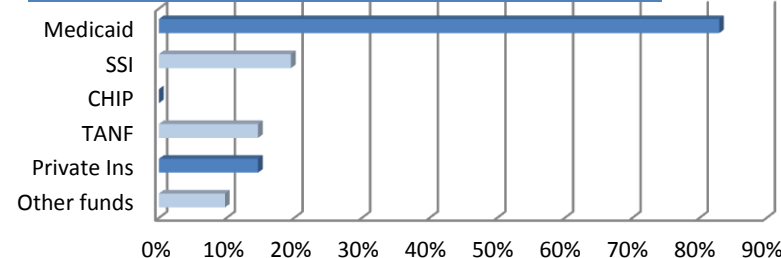
*Note: includes any type of high risk environment

**Note: A number of MH agencies also provide substance abuse treatment

Percent of Agencies YA Involved with at Intake



Percent of YAs receiving specific types of funds



Youth in Transition Grant (YIT) Outcome Indicators (4/1/10 to 9/30/12)

These findings come from young adults who completed *Common Study* interviews (except for Employment which are from *Vermont & National Studies*) when they started to receive YIT services in their communities (**YIT Start**). Fewer than 10 *Common Study* interviews were conducted at the 6-month follow-up, so no progress data is available. Sample sizes change because not all questions were answered, and samples <10 not reported for confidentiality.

Justice & Corrections	Sample size	YIT Start	6 mos	Progress
Arrested in past 30 days	42	0%	-	n/a
Spent at least one night in correctional facility in past 30 days	41	2%	-	n/a

Education	Sample size	YIT Start	6 mos	Progress
In school during the past 30 days	42	38%	-	n/a
18 and older who have completed High School or GED	37	68%	-	n/a
18 and older who received post-secondary training (e.g., TECH, College)	37	8%	-	n/a

Employment (from Vermont & National Studies)	Sample size	YIT Start	6 mos	Progress
Report having a job in past 6 months.	20	55%	-	n/a

Health	Sample size	YIT Start	6 mos	Progress
Report they are currently in excellent or very good health	40	33%	-	n/a

Housing	Sample size	YIT Start	6 mos	Progress
Primarily living independently in past 30 days	42	19%	-	n/a
Primarily living with others in community in past 30 days	42	60%	-	n/a
Primarily living in more restrictive settings in past 30 days	42	5%	-	n/a
Spent most nights homeless in past 30 days	42	10%	-	n/a
Spent at least one night homeless in past 30 days	29	17%	-	n/a

Relationships	Sample size	YIT Start	6 mos	Progress
Report agree or strongly agree know people they can rely on in past 30 days	30	90%	-	n/a

Strengths	Sample size	YIT Start	6 mos	Progress
Report agree or strongly agree can handle daily life in past 30 days	30	93%	-	n/a

Mental Health / Substance Use	Sample size	YIT Start	6 mos	Progress
Report anxious or depressed feelings all or most of the time in past 30 days	27	15%	-	n/a
Report at least weekly tobacco use in past 30 days	29	66%	-	n/a
Report at least weekly alcohol use in past 30 days	28	4%	-	n/a
Report at least weekly illicit drug use in past 30 days	28	29%	-	n/a

Barre

Symbol Key

- at least 5% improved
- No change
- at least 5% worse
- n/a Not applicable
- Less than 10

Sample Sizes

YIT Start **42**

6 mos **7**



*****39% of young adults were also rated as experiencing Sleeping Problems**