
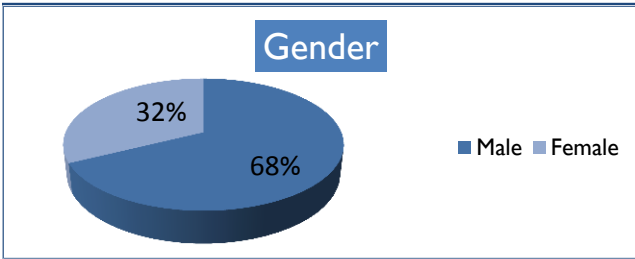


# YIT Descriptive Data: Who Are We Serving?

Intake sample includes 100 young adults from Burlington.\*

Age	Mean	SD**	Range
	18.6	1.5	16 to 21.8

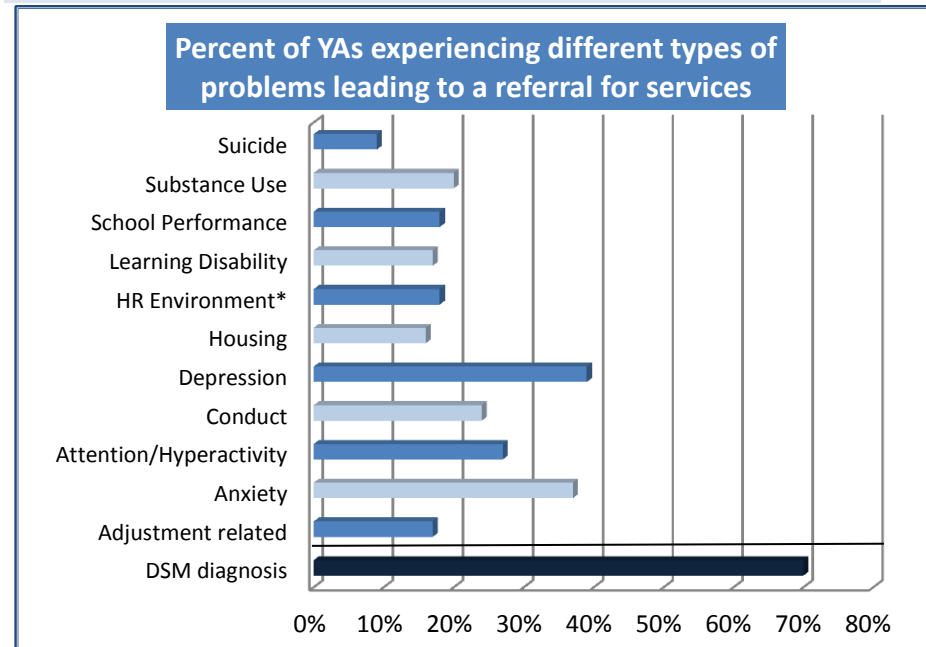


Race/Ethnicity	n	Intake
White	68	68%
African American	15	15%
American Indian/Alaskan Native	0	0%
Asian	11	11%
Belonging to more than 1 race	6	6%
Not of Hispanic, Latino, Spanish origin	75	75%
Hispanic, Latino, or Spanish*	4	4%

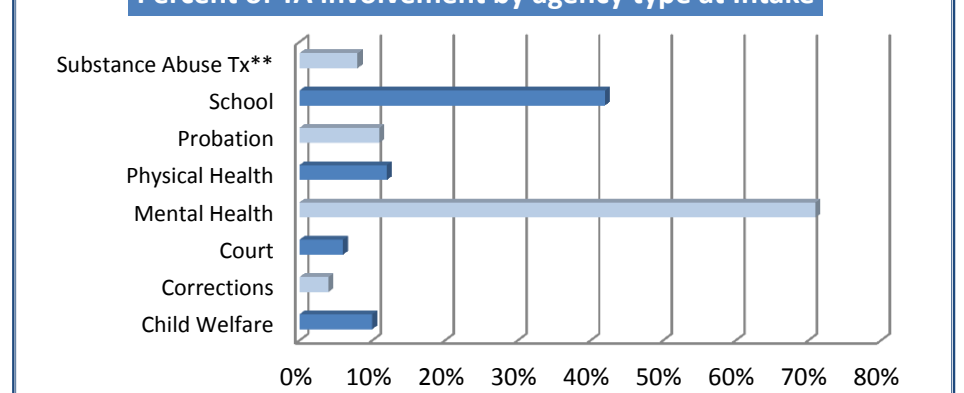
\*21% missing data for Hispanic, Latino, Spanish

## Problems Leading to Referral for Services

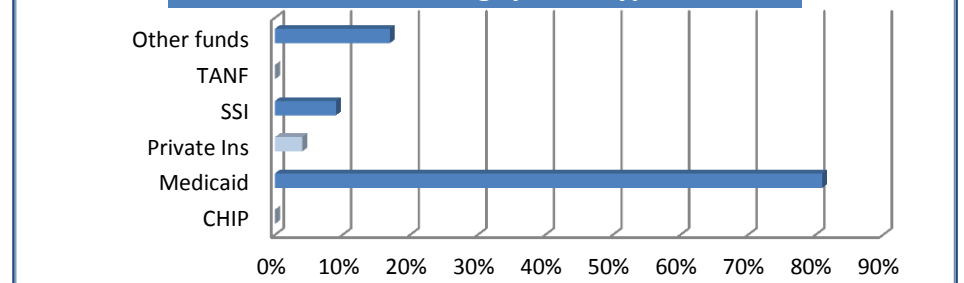
	Mean	SD	Range
Number of problems	2.6	2.1	0 to 8



## Percent of YA involvement by agency type at Intake



## Percent of YAs receiving specific types of funds



\*Sample size in any given category may vary due to missing data.

\*\*SD = standard deviation

\*Note: includes any type of high risk environment

\*\*Note: A number of MH agencies also provide substance abuse treatment



## Youth in Transition Grant (YIT) Outcome Indicators (4/1/10 thru 12/31/12)

These outcome indicators come from young adults who completed interviews with their primary service provider at the start of YIT services (**YIT Start**) **AND 6 months later** (employment data comes from external interviews). Only young adults due for a 6 month follow-up are included. Sample sizes change because not all questions were answered, and samples <10 are not reported to protect confidentiality.

Justice & Corrections	Sample size	YIT Start	6 mos	Progress
Arrested in past 30 days	32	0%	0%	●
Spent at least one night in correctional facility in past 30 days	28	0%	0%	●

Education	Sample size	YIT Start	6 mos	Progress
In school during the past 30 days	34	68%	71%	n/a
18 and older who have completed High School or GED	20	45%	55%	●
18 and older who received post-secondary training (e.g., TECH, College)	20	10%	10%	●

Employment (from Vermont & National Studies)	Sample size	YIT Start	6 mos	Progress
Report having a job in past 6 months.	10	80%	70%	●

Health	Sample size	YIT Start	6 mos	Progress
Report they are currently in excellent or very good health	27	44%	41%	●

Housing	Sample size	YIT Start	6 mos	Progress
Primarily living independently in past 30 days	33	6%	9%	●
Primarily living with others in community in past 30 days	33	61%	67%	n/a
Primarily living in more restrictive settings in past 30 days	33	18%	15%	●
Spent most nights homeless in past 30 days	33	6%	6%	●
Spent at least one night homeless in past 30 days	28	4%	0%	●

Relationships	Sample size	YIT Start	6 mos	Progress
Report agree or strongly agree know people they can rely on in past 30 days	32	91%	97%	●

Strengths	Sample size	YIT Start	6 mos	Progress
Report agree or strongly agree can handle daily life in past 30 days	33	85%	88%	●

Mental Health / Substance Use	Sample size	YIT Start	6 mos	Progress
Report anxious or depressed feelings all or most of the time in past 30 days	26	27%	23%	●
Report at least weekly tobacco use in past 30 days	27	26%	30%	●
Report at least weekly alcohol use in past 30 days	28	4%	7%	●
Report at least weekly illicit drug use in past 30 days	28	4%	7%	●

## Burlington

### Symbol Key

- at least 5% improved
- No change
- at least 5% worse
- n/a Not applicable
- Less than 10

### Sample at 6 months

Due for follow-up **82**

Completed follow up **34**



## Youth in Transition Grant (YIT) Outcome Indicators (4/1/10 thru 12/31/12)

These findings come from young adults who completed *Common Study* interviews when they started to YIT services in their communities (**YIT Start**) **AND 12 months later** (except for Employment which are from Vermont & National Studies). Sample sizes change because not all questions were answered, and samples <10 not reported for confidentiality.

Justice & Corrections	Sample size	YIT Start	12 mos	Progress
Arrested in past 30 days	10	0%	0%	●
Spent at least one night in correctional facility in past 30 days	10	0%	0%	●

Education	Sample size	YIT Start	12 mos	Progress
In school during the past 30 days	11	55%	36%	n/a
18 and older who have completed High School or GED	8	-	-	-
18 and older who received post-secondary training (e.g., TECH, College)	8	-	-	-

Employment (from Vermont & National Studies)	Sample size	YIT Start	12 mos	Progress
Report having a job in past 6 months.	10	80%	70%	●

Health	Sample size	YIT Start	12 mos	Progress
Report they are currently in excellent or very good health	10	30%	40%	●

Housing	Sample size	YIT Start	12 mos	Progress
Primarily living independently in past 30 days	10	10%	20%	●
Primarily living with others in community in past 30 days	10	60%	60%	n/a
Primarily living in more restrictive settings in past 30 days	10	0%	10%	●
Spent most nights homeless in past 30 days	10	10%	10%	●
Spent at least one night homeless in past 30 days	10	10%	10%	●

Relationships	Sample size	YIT Start	12 mos	Progress
Report agree or strongly agree know people they can rely on in past 30 days	10	90%	90%	●

Strengths	Sample size	YIT Start	12 mos	Progress
Report agree or strongly agree can handle daily life in past 30 days	11	73%	91%	●

Mental Health / Substance Use	Sample size	YIT Start	12 mos	Progress
Report anxious or depressed feelings all or most of the time in past 30 days	10	30%	0%	●
Report at least weekly tobacco use in past 30 days	10	40%	60%	●
Report at least weekly alcohol use in past 30 days	10	10%	20%	●
Report at least weekly illicit drug use in past 30 days	10	0%	0%	●

## Burlington

### Symbol Key

- at least 5% improved
- No change
- at least 5% worse
- n/a Not applicable
- Less than 10

### Sample Size

YIT Start 98

12 mos 11



Questions: Contact Iom Delaney  
thomas.delaney@uvm.edu 802-656-9192