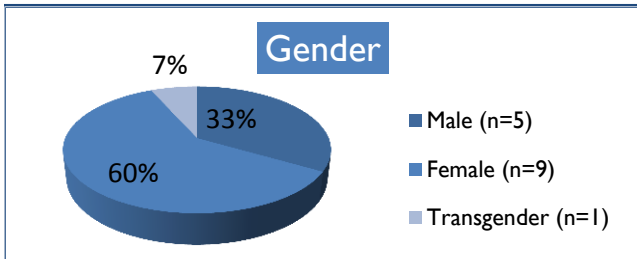



# Brattleboro YIT Descriptive Data: Who Are We Serving?

Intake sample includes 15 young adults from Brattleboro.

Age	Mean	SD <sup>++</sup>	Range
	18.8	1.2	16 to 20

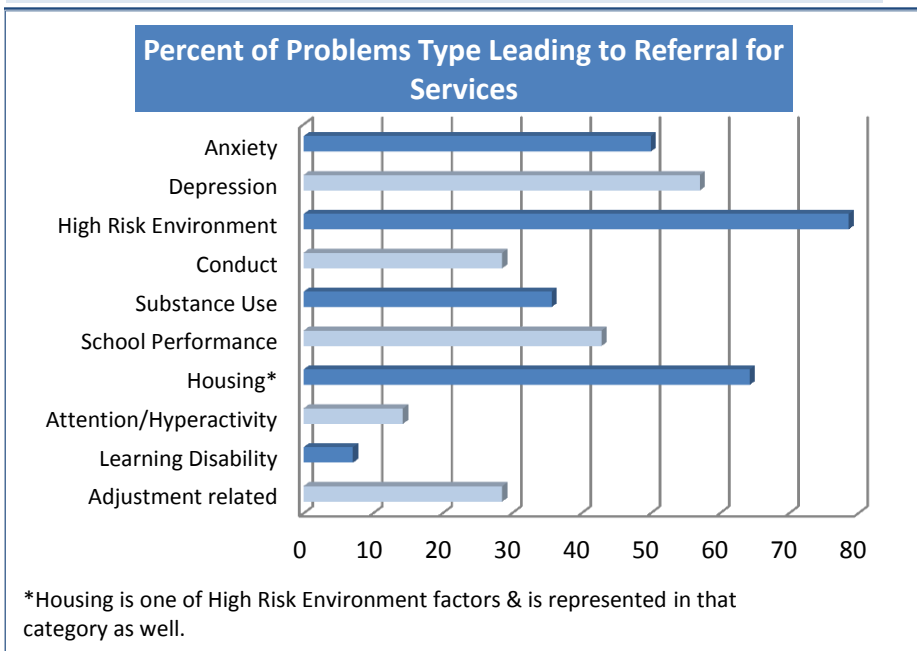


Race/Ethnicity*	n	Intake
White	13	87%
African American	0	0%
American Indian/Alaskan Native	2	13%
Asian	1	7%
Belonging to one or more race	3	20%
Not of Hispanic, Latino, Spanish origin	12	80%
Hispanic, Latino, or Spanish	1	7%

\*13% (n=2) missing data for Race/Ethnicity

## Problems Leading to Referral for Services

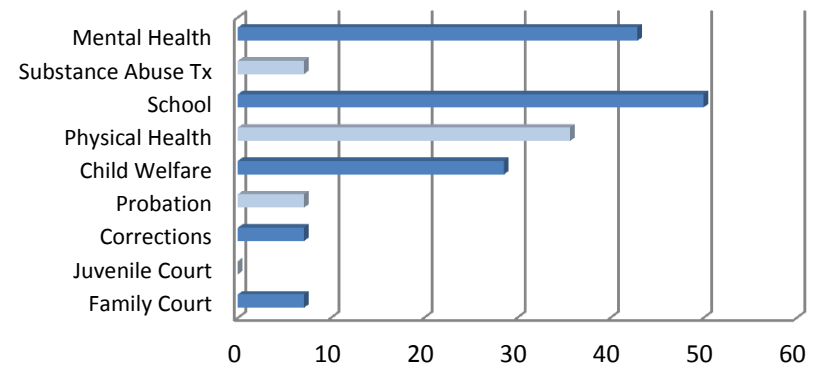
Number of problems	Mean	SD	Range
	7.9	6.9	1 to 19



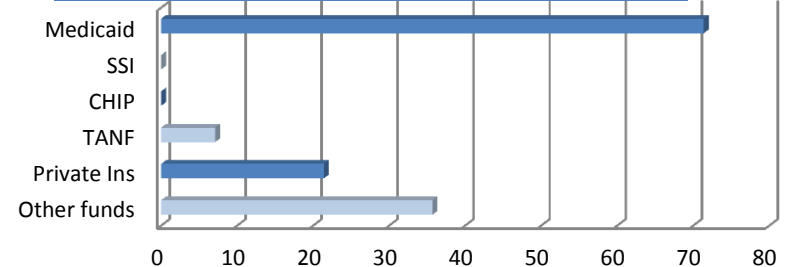
\*Housing is one of High Risk Environment factors & is represented in that category as well.

<sup>++</sup>SD = standard deviation

## Percent of Agencies YA Involved with at Intake



## Percent of YAs receiving specific types of funds





# YIT Outcome Indicators - Brattleboro



**Note:** The **Intake Sample** includes all young adults who completed an interview for the *Common Study Intake*. The **Follow-Up Sample** includes only those who completed *Common Study* interviews at **intake AND 6 months later**. Sample sizes change because not all questions were answered, and samples less than 10 could not be reported for confidentiality.

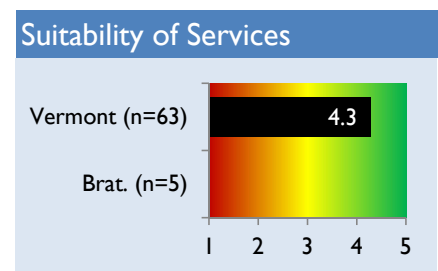
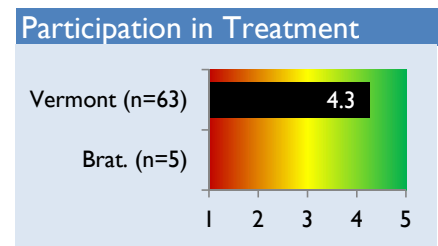
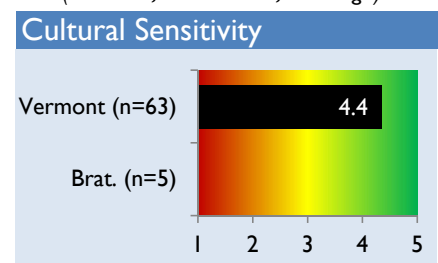
	Intake Sample		Follow-Up Sample			
	n	Intake	n	Intake	6 mos	Progress
<b>Corrections</b>						
Arrested in past 30 days	15	0%	5	-	-	-
Spent at least one night in correctional facility in past 30 days	12	0%	4	-	-	-
<b>Education</b>						
In school during the past 30 days	15	40%	5	-	-	n/a
18 and older who have completed High School or GED	12	42%	4	-	-	-
18 and older who received post-secondary training (e.g., TECH, College)	12	17%	4	-	-	-
<b>Health</b>						
Report they are currently in excellent or very good health	12	25%	4	-	-	-
<b>Housing</b>						
Primarily living independently in past 30 days	15	7%	5	-	-	-
Primarily living with others in community in past 30 days	15	73%	5	-	-	n/a
Primarily living in more restrictive settings in past 30 days	15	7%	5	-	-	-
Spent most nights homeless in past 30 days	15	13%	5	-	-	-
Spent at least one night homeless in past 30 days	11	18%	3	-	-	-
<b>Relationships</b>						
Report agree or strongly agree know people they can rely on in past 30 days	15	67%	5	-	-	-
<b>Strengths</b>						
Report agree or strongly agree can handle daily life in past 30 days	15	40%	5	-	-	-
<b>Mental Health / Substance Use</b>						
Report anxious or depressed feelings all or most of the time in past 30 days	12	17%	4	-	-	-
Report at least weekly tobacco use in past 30 days	12	75%	4	-	-	-
Report at least weekly alcohol use in past 30 days	12	33%	4	-	-	-
Report at least weekly illicit drug use in past 30 days	12	50%	4	-	-	-

**Progress: Intake to 6 mos**

- at least 5% in pos direction
- No change
- at least 5% in neg direction
- n/a Progress is not applicable

## YIT Satisfaction-Follow-Up

(1 = Poor, 3 = Neutral, 5 = High)



Questions: Contact Tom Delaney  
thomas.delaney@uvm.edu 802-656-9192

