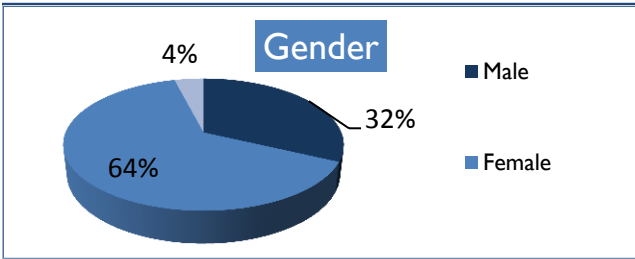



YIT Descriptive Data: Who Are We Serving?

Intake sample includes 25 young adults from Brattleboro.⁺

Age	Mean	SD ⁺⁺	Range
	18.9	1.1	16 to 20.3

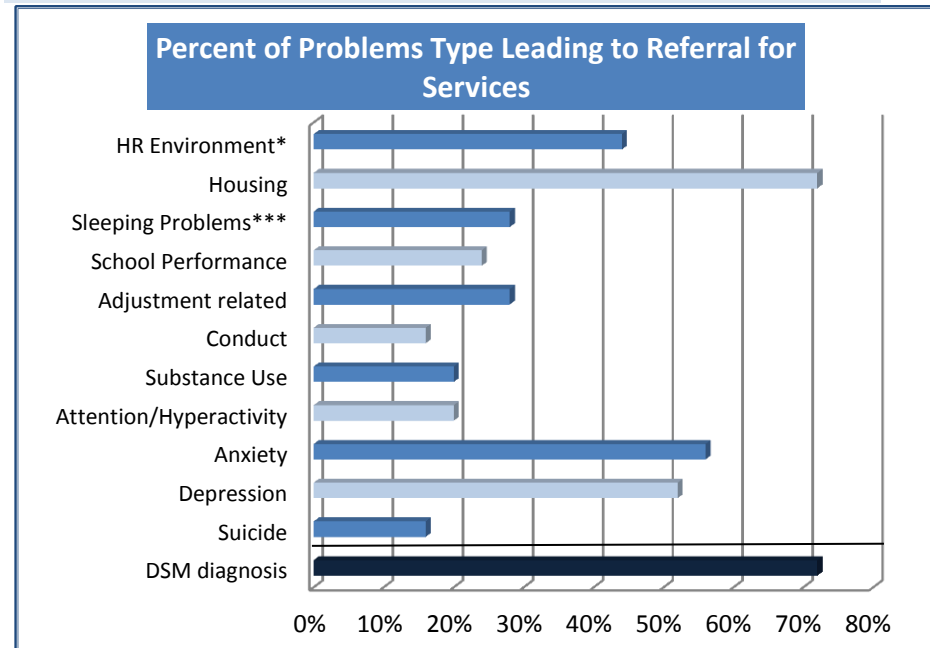


Race/Ethnicity	n	Intake
White	20	80%
African American	0	0%
American Indian/Alaskan Native	1	4%
Asian	0	0%
Belonging to more than 1 race	4	16%
Not of Hispanic, Latino, Spanish origin	22	88%
Hispanic, Latino, or Spanish*	2	8%

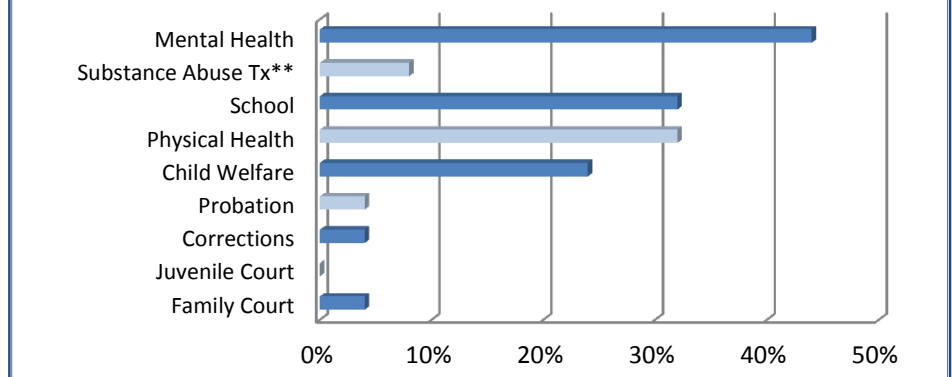
*4% missing data for Race/Ethnicity & Hispanic, Latino, Spanish

Problems Leading to Referral for Services

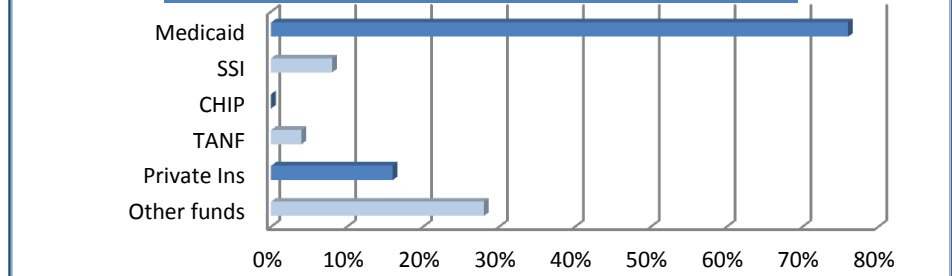
Number of problems	Mean	SD	Range
	3.8	4.3	0 to 16



Percent of Agencies YA Involved with at Intake



Percent of YAs receiving specific types of funds



⁺Sample size in any given category may vary due to missing data.

⁺⁺SD = standard deviation

*Note: includes any type of high risk environment

**Note: A number of MH agencies also provide substance abuse treatment

***Sleep problems replaced Learning disability due to rate of occurrence.



Youth in Transition Grant (YIT) Outcome Indicators (4/1/10 to 3/31/12)

Brattleboro

These findings come from young adults who completed *Common Study* interviews when they started to YIT services in their communities (**YIT Start**) **AND 6 months later** (except for Employment which are from Vermont & National Studies). Sample sizes change because not all questions were answered, and samples <10 not reported for confidentiality.

Justice & Corrections	Sample size	YIT Start	6 mos	Progress
Arrested in past 30 days	10	0%	0%	●
Spent at least one night in correctional facility in past 30 days	9	-	-	-

Education	Sample size	YIT Start	6 mos	Progress
In school during the past 30 days	10	30%	40%	n/a
18 and older who have completed High School or GED	9	-	-	-
18 and older who received post-secondary training (e.g., TECH, College)	9	-	-	-

Employment (from Vermont & National Studies)	Sample size	YIT Start	6 mos	Progress
Report having a job in past 6 months.	6	-	-	-

Health	Sample size	YIT Start	6 mos	Progress
Report they are currently in excellent or very good health	9	-	-	-

Housing	Sample size	YIT Start	6 mos	Progress
Primarily living independently in past 30 days	10	0%	60%	●
Primarily living with others in community in past 30 days	10	70%	20%	n/a
Primarily living in more restrictive settings in past 30 days	10	0%	10%	●
Spent most nights homeless in past 30 days	10	30%	10%	●
Spent at least one night homeless in past 30 days	8	-	-	-

Relationships	Sample size	YIT Start	6 mos	Progress
Report agree or strongly agree know people they can rely on in past 30 days	10	90%	100%	●

Strengths	Sample size	YIT Start	6 mos	Progress
Report agree or strongly agree can handle daily life in past 30 days	10	70%	80%	●

Mental Health / Substance Use	Sample size	YIT Start	6 mos	Progress
Report anxious or depressed feelings all or most of the time in past 30 days	9	-	-	-
Report at least weekly tobacco use in past 30 days	9	-	-	-
Report at least weekly alcohol use in past 30 days	9	-	-	-
Report at least weekly illicit drug use in past 30 days	9	-	-	-

Symbol Key

- at least 5% improved
- No change
- at least 5% worse
- n/a Not applicable
- Less than 10

Sample Size

YIT Start 29

6 mos 10



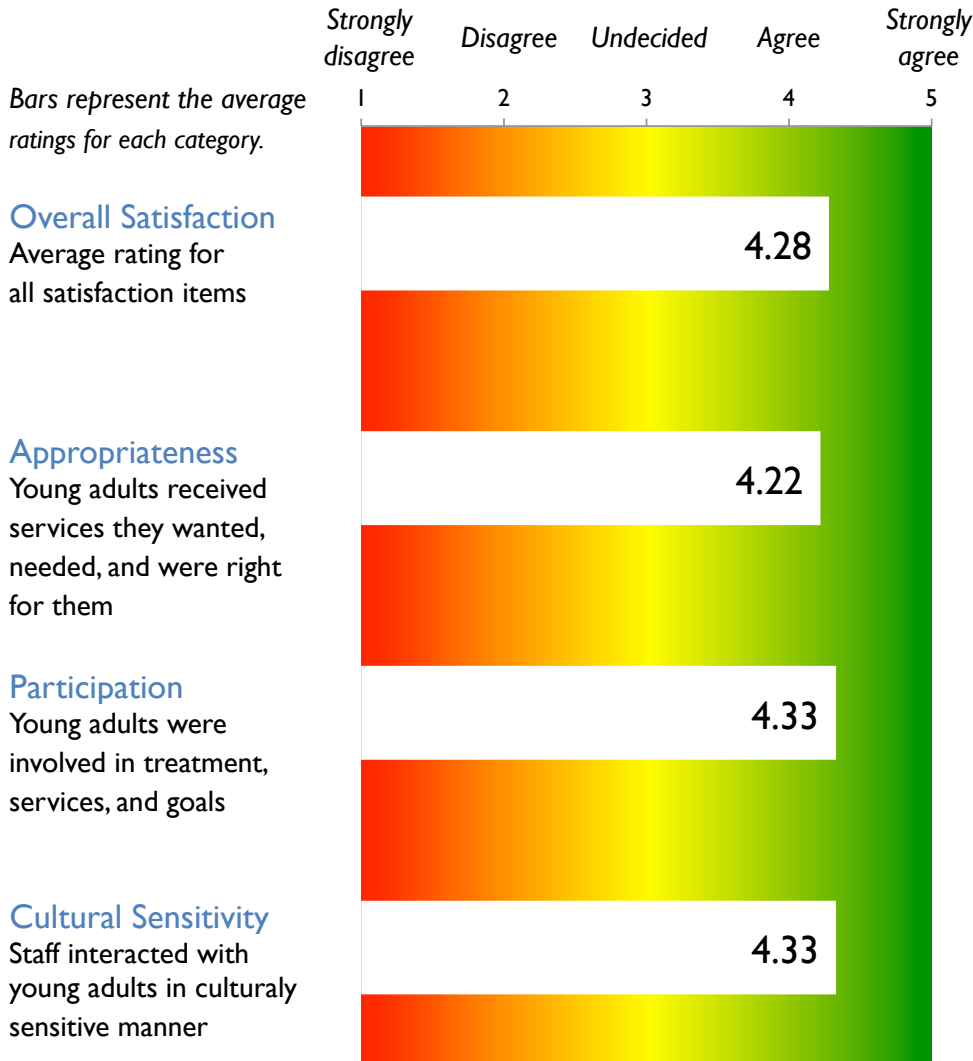
Youth in Transition Grant (YIT) Satisfaction Indicators (4/1/10 to 3/31/12)

Brattleboro

Young adults who completed *Common Study* interviews 6 months after starting YIT were asked how much they agreed the services and supports they received were (1) *appropriate*, (2) *included their participation*, and (3) *culturally sensitive*. Note: Questions were asked by the young adults' service providers.



Sample Size @ 6 months = 10



To provide more detail about what young adults think about their services, the specific items are listed below along with the percentage of young adults who reported they agree or *strongly agree* with each item.

Appropriateness	% Agree
Overall, I am satisfied with the services I received.	90%
The people helping me stuck with me no matter what.	100%
I felt I had someone to talk to when I was troubled.	100%
The services I received were right for me.	100%
I got the help I wanted.	90%
I got as much help as I needed.	80%

Participation	% Agree
I helped to choose my services.	100%
I helped to choose my treatment goals.	90%
I participated in my treatment.	100%

Cultural Sensitivity	% Agree
Staff here treated me with respect.	90%
Staff respected my family's religious/spiritual beliefs.	100%
Staff spoke with me in a way that I understood.	90%
Staff was sensitive to my cultural / ethnic background.	100%

