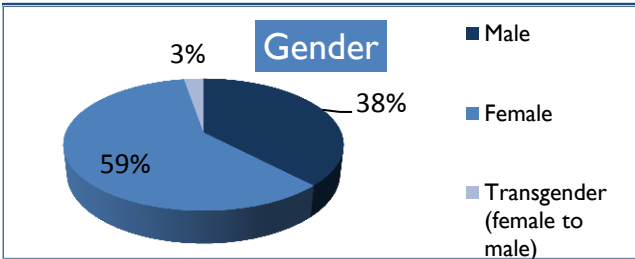



YIT Descriptive Data: Who Are We Serving?

Intake sample includes 37 young adults from Brattleboro.[†]

Age	Mean	SD ^{††}	Range
	19.1	1.2	16 to 21.5

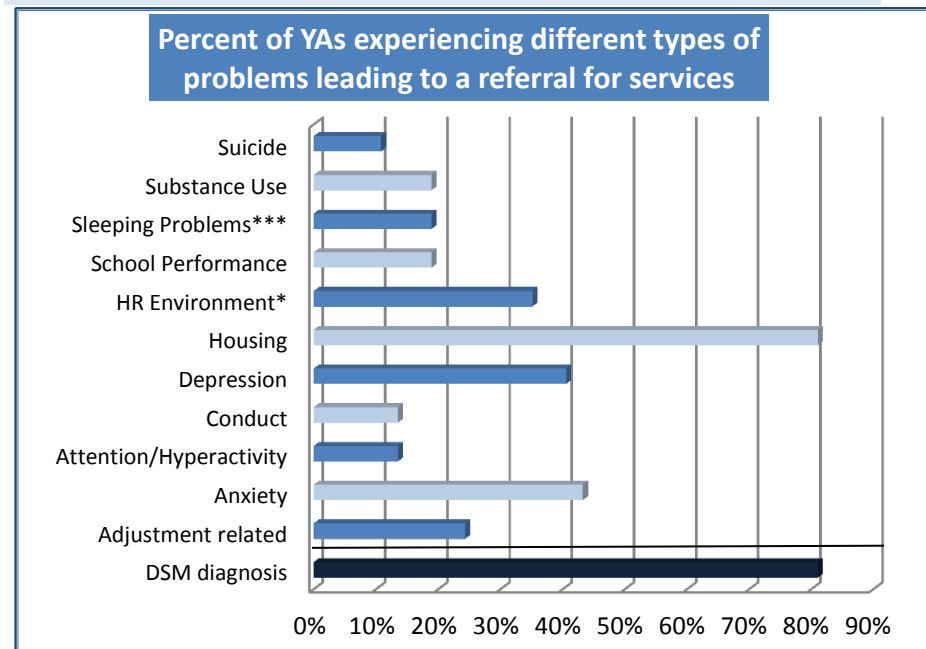


Race/Ethnicity	n	Intake
White	29	78%
African American	2	5%
American Indian/Alaskan Native	1	3%
Asian	0	0%
Belonging to more than 1 race	5	14%
Not of Hispanic, Latino, Spanish origin	33	89%
Hispanic, Latino, or Spanish*	3	8%

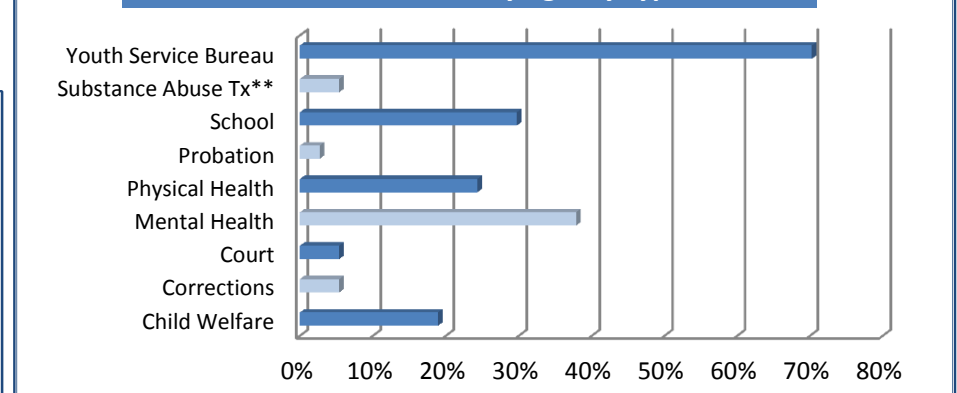
*3% missing data for Race/Ethnicity & Hispanic, Latino, Spanish

Problems Leading to Referral for Services

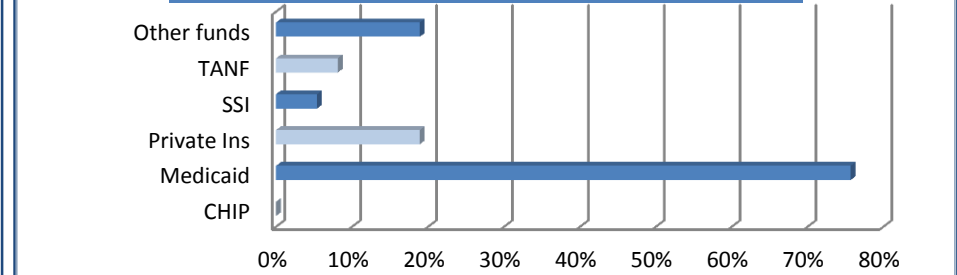
	Mean	SD	Range
Number of problems	2.9	3.8	0 to 16



Percent of YA involvement by agency type at Intake



Percent of YAs receiving specific types of funds



[†]Sample size in any given category may vary due to missing data.

^{††}SD = standard deviation

*Note: includes any type of high risk environment

**Note: A number of MH agencies also provide substance abuse treatment

***Sleep problems replaced Learning disability due to rate of occurrence.

Youth in Transition Grant (YIT) Outcome Indicators (4/1/10 thru 12/31/12)

These outcome indicators come from young adults who completed interviews with their primary service provider at the start of YIT services (**YIT Start**) **AND 6 months later** (employment data comes from external interviews). Only young adults due for a 6 month follow-up are included. Sample sizes change because not all questions were answered, and samples <10 are not reported to protect confidentiality.

Justice & Corrections	Sample size	YIT Start	6 mos	Progress
Arrested in past 30 days	13	0%	0%	●
Spent at least one night in correctional facility in past 30 days	12	0%	0%	●

Education	Sample size	YIT Start	6 mos	Progress
In school during the past 30 days	14	36%	29%	n/a
18 and older who have completed High School or GED	12	75%	83%	●
18 and older who received post-secondary training (e.g., TECH, College)	12	17%	17%	●

Employment (from Vermont & National Studies)	Sample size	YIT Start	6 mos	Progress
Report having a job in past 6 months.	6	-	-	-

Health	Sample size	YIT Start	6 mos	Progress
Report they are currently in excellent or very good health	12	25%	17%	●

Housing	Sample size	YIT Start	6 mos	Progress
Primarily living independently in past 30 days	13	0%	62%	●
Primarily living with others in community in past 30 days	13	77%	23%	n/a
Primarily living in more restrictive settings in past 30 days	13	0%	8%	●
Spent most nights homeless in past 30 days	13	23%	8%	●
Spent at least one night homeless in past 30 days	11	36%	9%	●

Relationships	Sample size	YIT Start	6 mos	Progress
Report agree or strongly agree know people they can rely on in past 30 days	13	85%	100%	●

Strengths	Sample size	YIT Start	6 mos	Progress
Report agree or strongly agree can handle daily life in past 30 days	13	77%	77%	●

Mental Health / Substance Use	Sample size	YIT Start	6 mos	Progress
Report anxious or depressed feelings all or most of the time in past 30 days	12	50%	33%	●
Report at least weekly tobacco use in past 30 days	12	67%	83%	●
Report at least weekly alcohol use in past 30 days	12	25%	17%	●
Report at least weekly illicit drug use in past 30 days	12	33%	25%	●

Brattleboro

Symbol Key

- at least 5% improved
- No change
- at least 5% worse
- n/a Not applicable
- Less than 10

Sample at 6 months

Due for follow-up **27**

Completed follow up **14**

