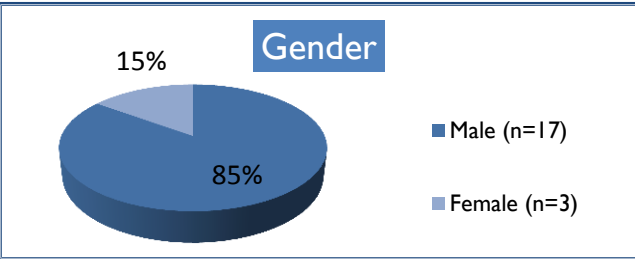



Bennington YIT Descriptive Data: Who Are We Serving?

Intake sample includes **20** young adults from Bennington.

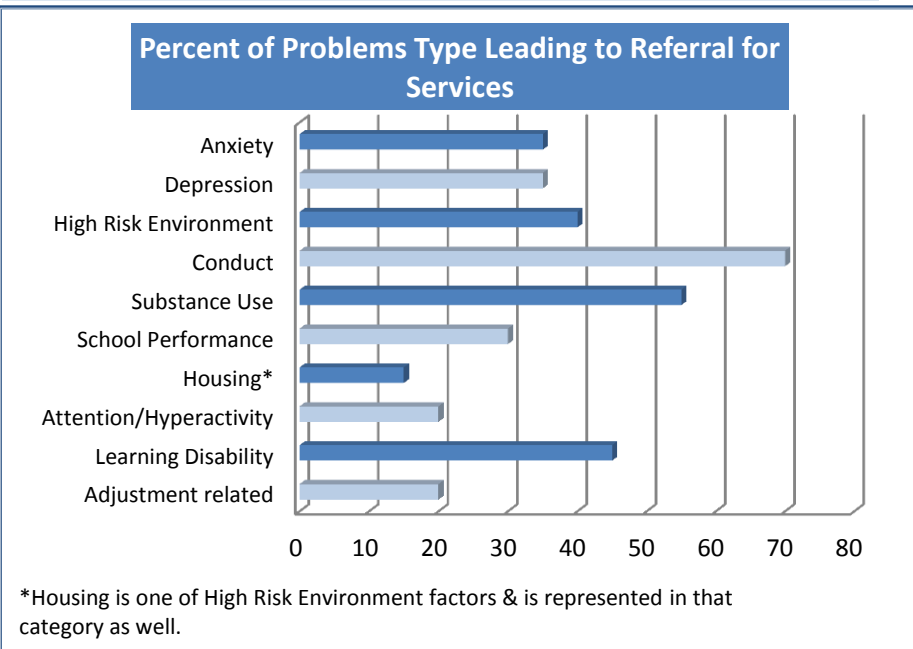
Age	Mean	SD ⁺⁺	Range
	18.7	1.3	16 to 21



Race/Ethnicity	n	Intake
White	20	100%
African American	1	5%
American Indian/Alaskan Native	1	5%
Asian	0	0%
Belonging to one or more race	2	10%
Not of Hispanic, Latino, Spanish origin	20	100%
Hispanic, Latino, or Spanish*	0	0%

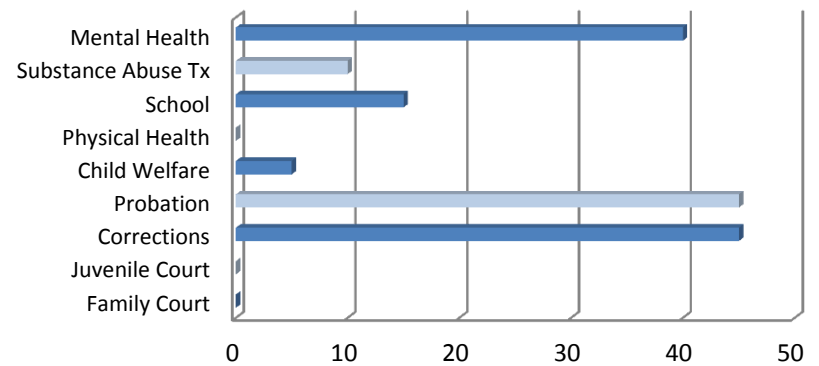
Problems Leading to Referral for Services

Number of problems	Mean	SD	Range
	4.4	2.5	1 to 9

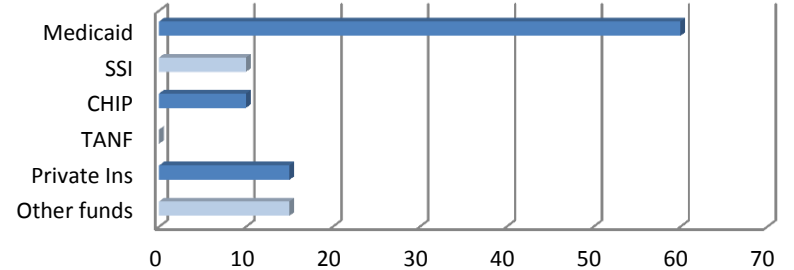


⁺⁺SD = standard deviation

Percent of Agencies YA Involved with at Intake



Percent of YAs receiving specific types of funds



YIT Outcome Indicators - Bennington



Note: The **Intake Sample** includes all young adults who completed an interview for the *Common Study Intake*. The **Follow-Up Sample** includes only those who completed *Common Study* interviews at **intake AND 6 months later**. Sample sizes change because not all questions were answered, and samples less than 10 could not be reported for confidentiality.

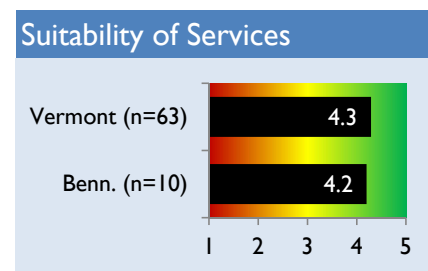
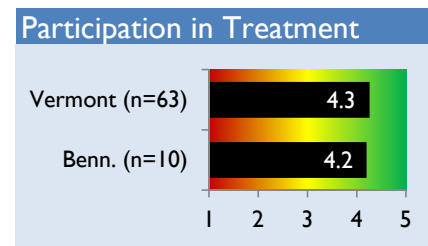
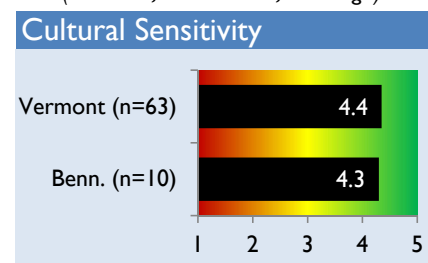
	Intake Sample		Follow-Up Sample			
	<i>n</i>	<i>Intake</i>	<i>n</i>	<i>Intake</i>	<i>6 mos</i>	<i>Progress</i>
Corrections						
Arrested in past 30 days	19	5%	8	-	-	-
Spent at least one night in correctional facility in past 30 days	14	0%	5	-	-	-
Education						
In school during the past 30 days	20	35%	10	50%	60%	n/a
18 and older who have completed High School or GED	15	27%	6	-	-	-
18 and older who received post-secondary training (e.g., TECH, College)	15	0%	6	-	-	-
Health						
Report they are currently in excellent or very good health	15	20%	6	-	-	-
Housing						
Primarily living independently in past 30 days	20	10%	10	10%	20%	●
Primarily living with others in community in past 30 days	20	80%	10	90%	60%	n/a
Primarily living in more restrictive settings in past 30 days	20	5%	10	0%	10%	●
Spent most nights homeless in past 30 days	20	5%	10	0%	0%	●
Spent at least one night homeless in past 30 days	14	14%	5	-	-	-
Relationships						
Report agree or strongly agree know people they can rely on in past 30 days	20	75%	10	70%	60%	●
Strengths						
Report agree or strongly agree can handle daily life in past 30 days	20	25%	10	20%	40%	●
Mental Health / Substance Use						
Report anxious or depressed feelings all or most of the time in past 30 days	15	7%	6	-	-	-
Report at least weekly tobacco use in past 30 days	15	87%	6	-	-	-
Report at least weekly alcohol use in past 30 days	15	13%	6	-	-	-
Report at least weekly illicit drug use in past 30 days	15	27%	6	-	-	-

Progress: Intake to 6 mos

- at least 5% in pos direction
- No change
- at least 5% in neg direction
- n/a Progress is not applicable

YIT Satisfaction-Follow-Up

(1 = Poor, 3 = Neutral, 5 = High)



Questions: Contact Tom Delaney
 thomas.delaney@uvm.edu 802-656-9192

