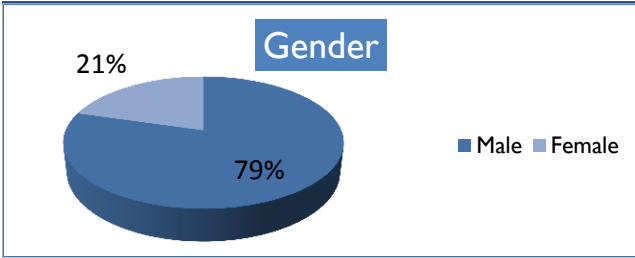



YIT Descriptive Data: Who Are We Serving?

Intake sample includes 39 young adults from Bennington.⁺

Age	Mean	SD ⁺⁺	Range
	19.0	1.3	16 to 21.4

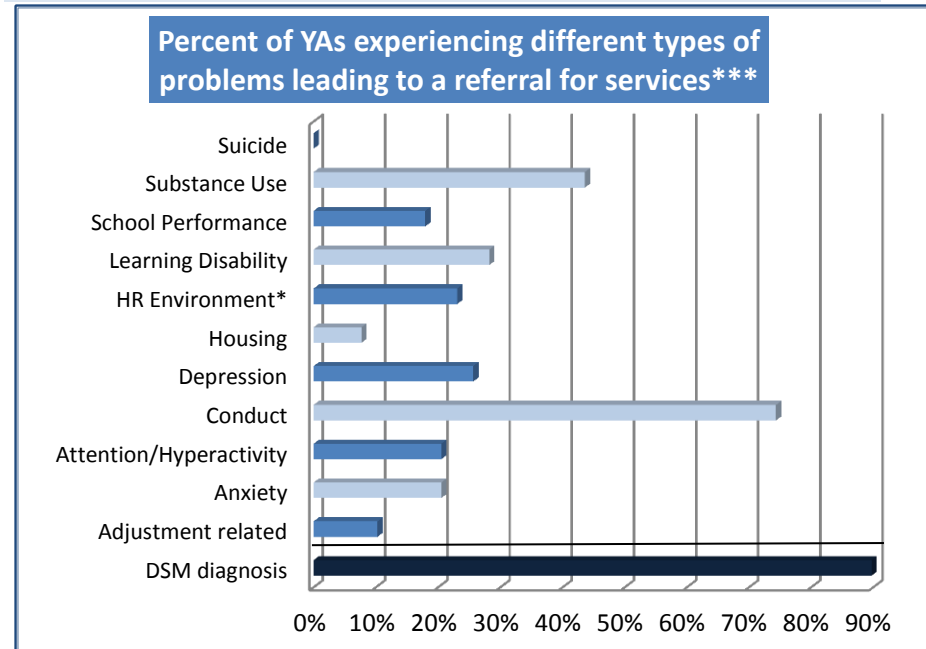


Race/Ethnicity	n	Intake
White	34	87%
African American	1	3%
American Indian/Alaskan Native	0	0%
Asian	0	0%
Belonging to more than 1 race	4	10%
Not of Hispanic, Latino, Spanish origin	37	95%
Hispanic, Latino, or Spanish*	1	3%

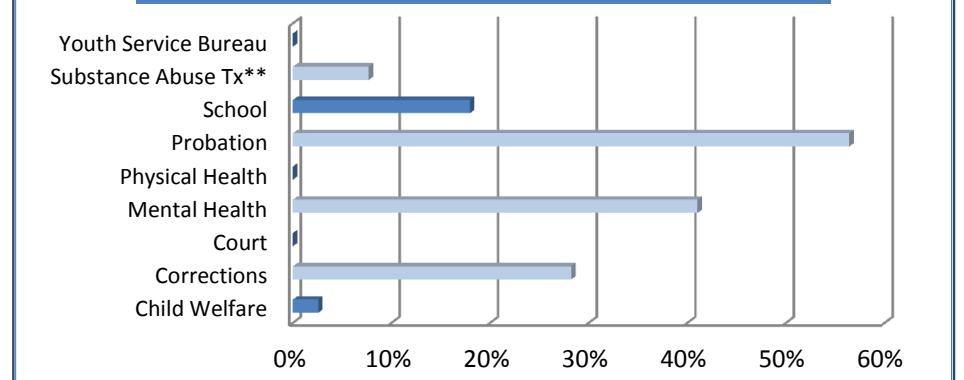
*2% missing data for whether Hispanic, Latino, Spanish

Problems Leading to Referral for Services

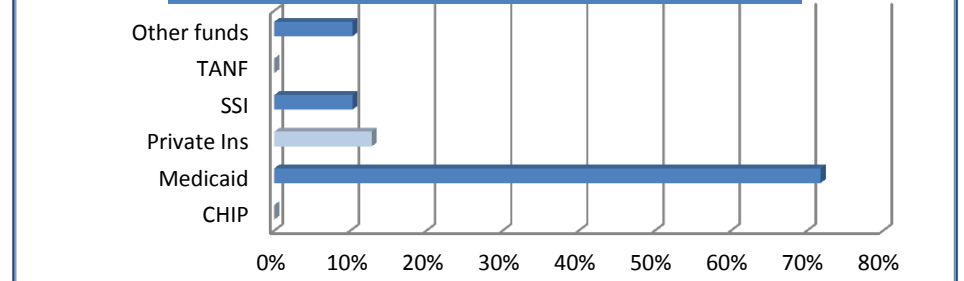
	Mean	SD	Range
Number of problems	3.0	2.2	0 to 7



Percent of YA involvement by agency type at Intake



Percent of YAs receiving specific types of funds



⁺Sample size in any given category may vary due to missing data.

⁺⁺SD = standard deviation

*Note: includes any type of high risk environment

**Note: A number of MH agencies also provide substance abuse treatment

***21% of young adults were also rated as experiencing Sleeping Problems



Youth in Transition Grant (YIT) Outcome Indicators (4/1/10 thru 12/31/12)

These outcome indicators come from young adults who completed interviews with their primary service provider at the start of YIT services (**YIT Start**) **AND 6 months later** (employment data comes from external interviews). Only young adults due for a 6 month follow-up are included. Sample sizes change because not all questions were answered, and samples <10 are not reported to protect confidentiality.

Justice & Corrections	Sample size	YIT Start	6 mos	Progress
Arrested in past 30 days	23	13%	4%	●
Spent at least one night in correctional facility in past 30 days	20	5%	5%	●

Education	Sample size	YIT Start	6 mos	Progress
In school during the past 30 days	25	28%	36%	n/a
18 and older who have completed High School or GED	19	42%	53%	●
18 and older who received post-secondary training (e.g., TECH, College)	19	0%	0%	●

Employment (from Vermont & National Studies)	Sample size	YIT Start	6 mos	Progress
Report having a job in past 6 months.	13	31%	38%	●

Health	Sample size	YIT Start	6 mos	Progress
Report they are currently in excellent or very good health	21	33%	33%	●

Housing	Sample size	YIT Start	6 mos	Progress
Primarily living independently in past 30 days	24	21%	29%	●
Primarily living with others in community in past 30 days	24	71%	58%	n/a
Primarily living in more restrictive settings in past 30 days	24	0%	0%	●
Spent most nights homeless in past 30 days	24	4%	0%	●
Spent at least one night homeless in past 30 days	20	10%	10%	●

Relationships	Sample size	YIT Start	6 mos	Progress
Report agree or strongly agree know people they can rely on in past 30 days	25	92%	100%	●

Strengths	Sample size	YIT Start	6 mos	Progress
Report agree or strongly agree can handle daily life in past 30 days	25	96%	92%	●

Mental Health / Substance Use	Sample size	YIT Start	6 mos	Progress
Report anxious or depressed feelings all or most of the time in past 30 days	20	20%	5%	●
Report at least weekly tobacco use in past 30 days	21	86%	71%	●
Report at least weekly alcohol use in past 30 days	20	15%	10%	●
Report at least weekly illicit drug use in past 30 days	21	43%	14%	●

Bennington

Symbol Key

- at least 5% improved
- No change
- at least 5% worse
- n/a Not applicable
- Less than 10

Sample at 6 months

Due for follow-up **34**

Completed follow up **25**



Youth in Transition Grant (YIT) Outcome Indicators (4/1/10 thru 12/31/12)

These findings come from young adults who completed *Common Study* interviews when they started to YIT services in their communities (**YIT Start**) **AND 12 months later** (except for Employment which are from Vermont & National Studies). Sample sizes change because not all questions were answered, and samples <10 not reported for confidentiality.

Justice & Corrections	Sample size	YIT Start	12 mos	Progress
Arrested in past 30 days	10	10%	0%	●
Spent at least one night in correctional facility in past 30 days	7	-	-	-

Education	Sample size	YIT Start	12 mos	Progress
In school during the past 30 days	10	30%	20%	n/a
18 and older who have completed High School or GED	7	-	-	-
18 and older who received post-secondary training (e.g., TECH, College)	7	-	-	-

Employment (from Vermont & National Studies)	Sample size	YIT Start	12 mos	Progress
Report having a job in past 6 months.	13	31%	38%	●

Health	Sample size	YIT Start	12 mos	Progress
Report they are currently in excellent or very good health	7	-	-	-

Housing	Sample size	YIT Start	12 mos	Progress
Primarily living independently in past 30 days	10	10%	40%	●
Primarily living with others in community in past 30 days	10	70%	60%	n/a
Primarily living in more restrictive settings in past 30 days	10	0%	0%	●
Spent most nights homeless in past 30 days	10	10%	0%	●
Spent at least one night homeless in past 30 days	7	-	-	-

Relationships	Sample size	YIT Start	12 mos	Progress
Report agree or strongly agree know people they can rely on in past 30 days	10	100%	90%	●

Strengths	Sample size	YIT Start	12 mos	Progress
Report agree or strongly agree can handle daily life in past 30 days	10	90%	80%	●

Mental Health / Substance Use	Sample size	YIT Start	12 mos	Progress
Report anxious or depressed feelings all or most of the time in past 30 days	7	-	-	-
Report at least weekly tobacco use in past 30 days	7	-	-	-
Report at least weekly alcohol use in past 30 days	7	-	-	-
Report at least weekly illicit drug use in past 30 days	7	-	-	-

Questions: Contact Iom Delaney

thomas.delaney@uvm.edu 802-656-9192

<http://www.youth-in-transition-grant.com>

Bennington

Symbol Key

- at least 5% improved
- No change
- at least 5% worse
- n/a Not applicable
- Less than 10

Sample Size

YIT Start 39

12 mos 10

