
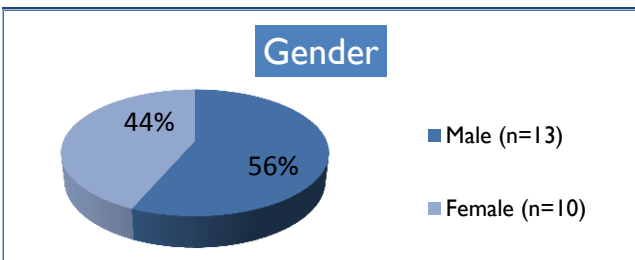


## Barre YIT Descriptive Data: Who Are We Serving?

Intake sample includes **23** young adults from Barre.

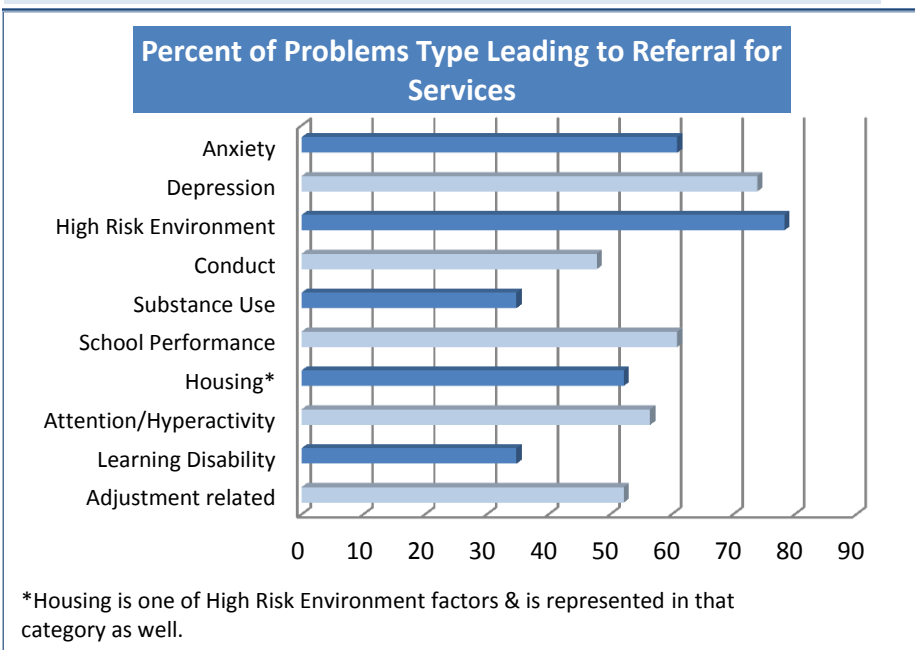
Age	Mean	SD <sup>++</sup>	Range
	19.5	1.2	16 to 21



Race/Ethnicity	n	Intake
White	23	100%
African American	1	4%
American Indian/Alaskan Native	0	0%
Asian	0	0%
Belonging to one or more race	2	9%
Not of Hispanic, Latino, Spanish origin	22	96%
Hispanic, Latino, or Spanish*	1	4%

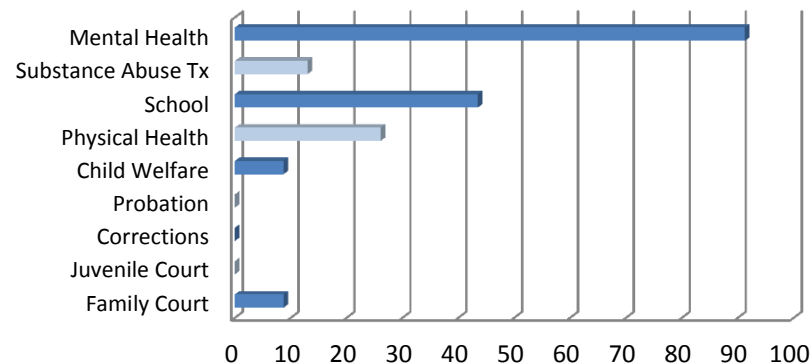
### Problems Leading to Referral for Services

	Mean	SD	Range
Number of problems	8.6	4.8	1 to 18

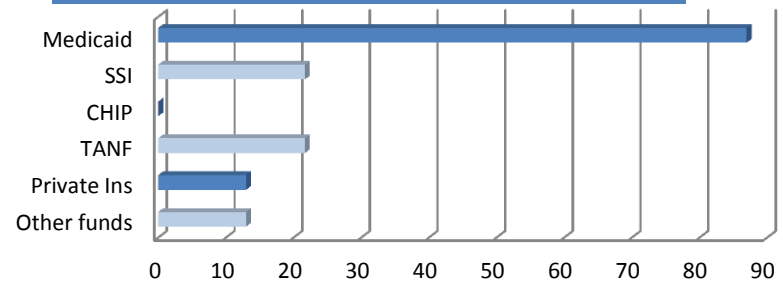


<sup>++</sup>SD = standard deviation

### Percent of Agencies YA Involved with at Intake



### Percent of YAs receiving specific types of funds



# YIT Outcome Indicators - Barre



**Note:** The **Intake Sample** includes all young adults who completed an interview for the *Common Study Intake*. The **Follow-Up Sample** includes only those who completed *Common Study* interviews at **intake AND 6 months later**. Sample sizes change because not all questions were answered, and samples less than 10 could not be reported for confidentiality.

	Intake Sample		Follow-Up Sample			
	<i>n</i>	<i>Intake</i>	<i>n</i>	<i>Intake</i>	<i>6 mos</i>	<i>Progress</i>
<b>Corrections</b>						
Arrested in past 30 days	25	0%	1	-	-	-
Spent at least one night in correctional facility in past 30 days	24	0%	1	-	-	-
<b>Education</b>						
In school during the past 30 days	24	46%	1	-	-	n/a
18 and older who have completed High School or GED	22	64%	1	-	-	-
18 and older who received post-secondary training (e.g., TECH, College)	22	0%	1	-	-	-
<b>Health</b>						
Report they are currently in excellent or very good health	23	30%	1	-	-	-
<b>Housing</b>						
Primarily living independently in past 30 days	24	21%	1	-	-	-
Primarily living with others in community in past 30 days	24	63%	1	-	-	n/a
Primarily living in more restrictive settings in past 30 days	24	0%	1	-	-	-
Spent most nights homeless in past 30 days	24	17%	1	-	-	-
Spent at least one night homeless in past 30 days	24	21%	1	-	-	-
<b>Relationships</b>						
Report agree or strongly agree know people they can rely on in past 30 days	25	64%	1	-	-	-
<b>Strengths</b>						
Report agree or strongly agree can handle daily life in past 30 days	25	40%	1	-	-	-
<b>Mental Health / Substance Use</b>						
Report anxious or depressed feelings all or most of the time in past 30 days	24	21%	1	-	-	-
Report at least weekly tobacco use in past 30 days	23	70%	1	-	-	-
Report at least weekly alcohol use in past 30 days	23	4%	1	-	-	-
Report at least weekly illicit drug use in past 30 days	23	26%	1	-	-	-

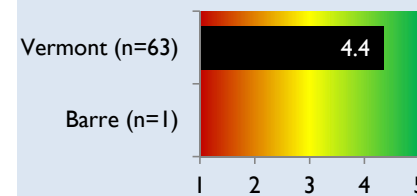
## Progress: Intake to 6 mos

- at least 5% in pos direction
- No change
- at least 5% in neg direction
- n/a Progress is not applicable

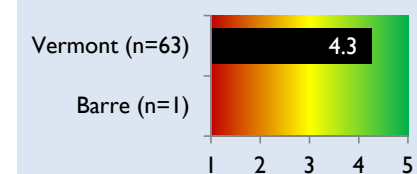
## YIT Satisfaction-Follow-Up

(1 = Poor, 3 = Neutral, 5 = High)

### Cultural Sensitivity



### Participation in Treatment



### Suitability of Services

