
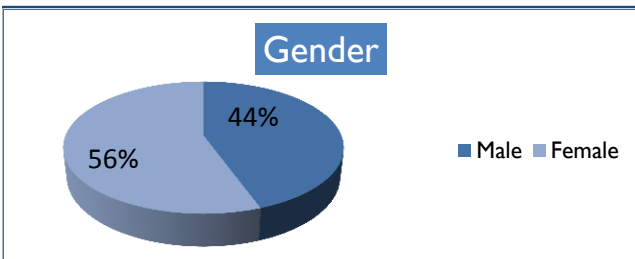


## YIT Descriptive Data: Who Are We Serving?

Intake sample includes 45 young adults from Barre.<sup>+</sup>

Age	Mean	SD <sup>++</sup>	Range
	19.5	1.2	16 to 20.7

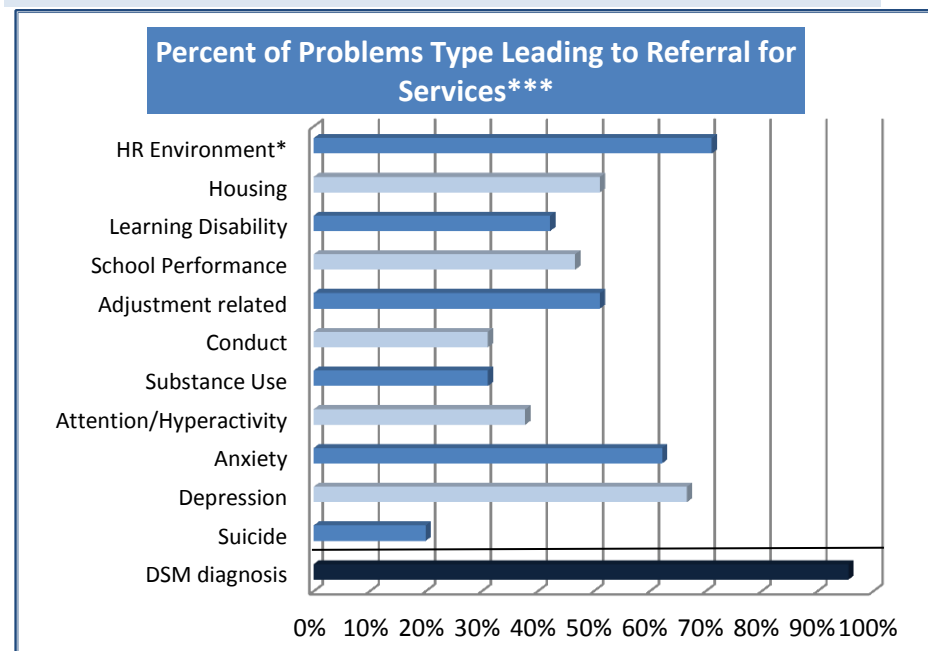


Race/Ethnicity	n	Intake
White	41	91%
African American	0	0%
American Indian/Alaskan Native	0	0%
Asian	0	0%
Belonging to more than 1 race	4	9%
Not of Hispanic, Latino, Spanish origin	40	89%
Hispanic, Latino, or Spanish*	3	7%

\*4% missing data for whether Hispanic, Latino, Spanish

### Problems Leading to Referral for Services

	Mean	SD	Range
Number of problems	5.9	2.9	0 to 11



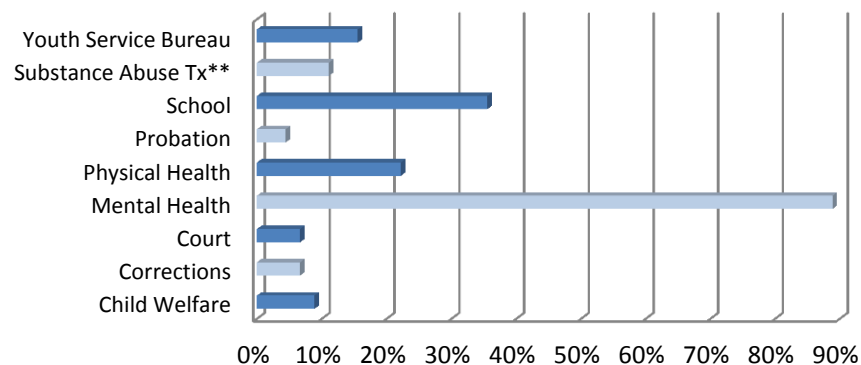
<sup>+</sup>Sample size in any given category may vary due to missing data.

<sup>++</sup>SD = standard deviation

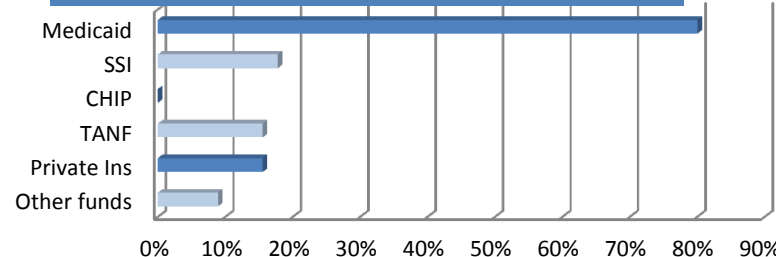
\*Note: includes any type of high risk environment

\*\*Note: A number of MH agencies also provide substance abuse treatment

### Percent of Agencies YA Involved with at Intake



### Percent of YAs receiving specific types of funds



**\*\*40% & 33% of young adults were also rated as experiencing Sleeping Problems & Maltreatment respectively.**