


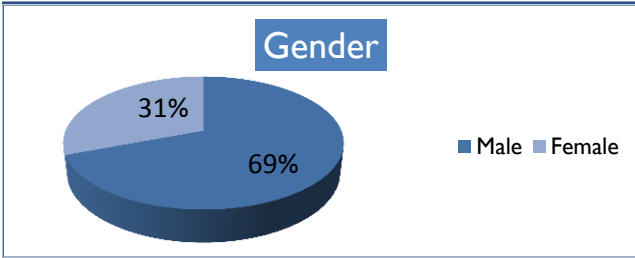
YIT Descriptive Data: Who Are We Serving? (based on data through Dec. 2011)

Intake sample includes 13 young adults from Middlebury.⁺

Age	Mean	SD ⁺⁺	Range
	19.1	1.2	16 to 21.9



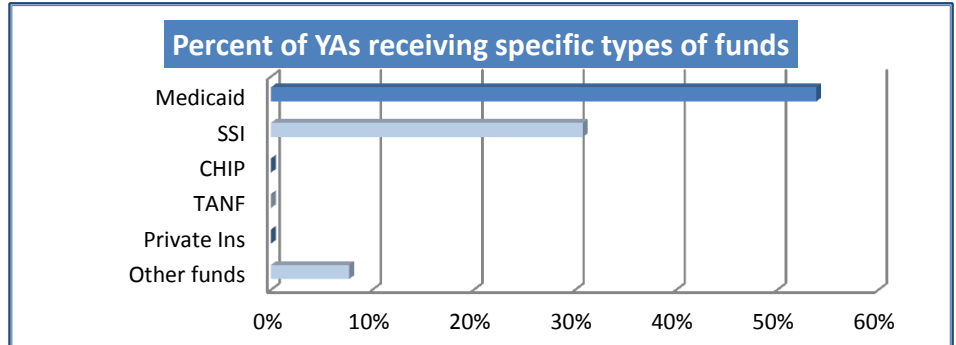
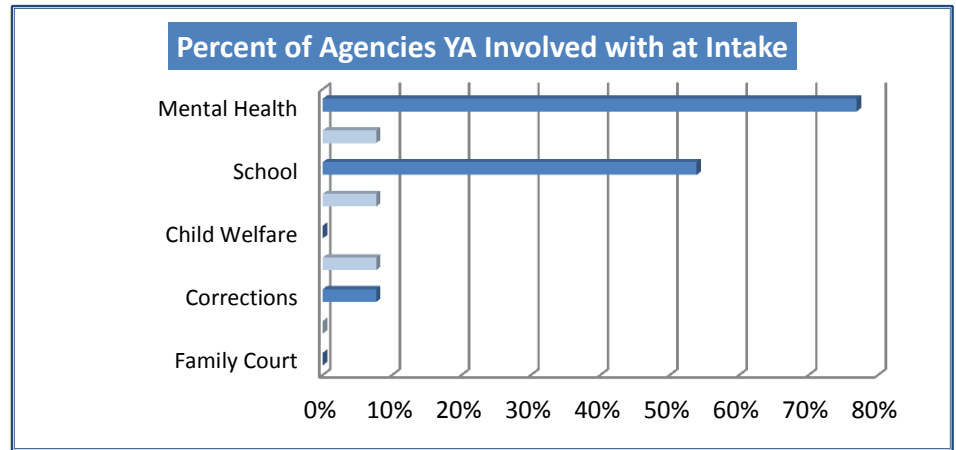
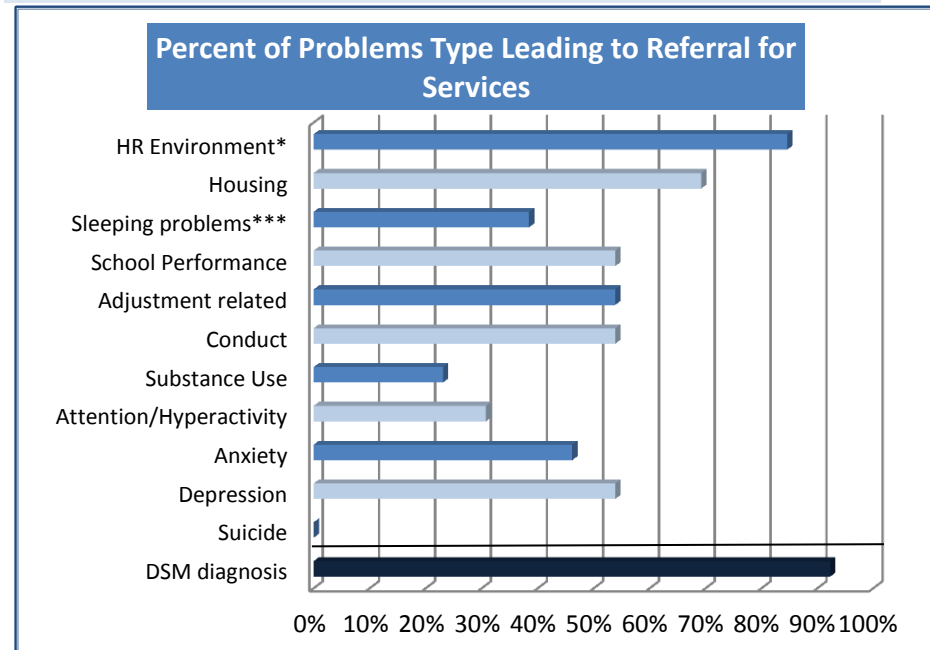
Race/Ethnicity	n	Intake
White	9	69%
African American	1	8%
American Indian/Alaskan Native	0	0%
Asian	0	0%
Belonging to more than 1 race	3	23%
Not of Hispanic, Latino, Spanish origin	12	92%
Hispanic, Latino, or Spanish*	0	0%



*8% missing data for Hispanic, Latino, Spanish

Problems Leading to Referral for Services

	Mean	SD	Range
Number of problems	4.4	1.7	0 to 16



⁺Sample size in any given category may vary due to missing data.

⁺⁺SD = standard deviation

*Note: includes any type of high risk environment

**Note: A number of MH agencies also provide substance abuse treatment

***Sleep problems replaced Learning disability due to rate of occurrence.



Youth in Transition Grant (YIT) Outcome Indicators (4/1/10 to 12/31/11)

Middlebury

These findings come from young adults who completed *Common Study* interviews (except for Employment which are from *Vermont & National Studies*) when they started to receive YIT services in their communities (**YIT Start**). Fewer than 10 *Common Study* interviews were conducted at the 6-month follow-up, so no progress data is available. Sample sizes change because not all questions were answered, and samples <10 not reported for confidentiality.

Justice & Corrections	Sample size	YIT Start	6 mos	Progress
Arrested in past 30 days	12	0%	-	n/a
Spent at least one night in correctional facility in past 30 days	13	0%	-	n/a

Education	Sample size	YIT Start	6 mos	Progress
In school during the past 30 days	13	38%	-	n/a
18 and older who have completed High School or GED	12	25%	-	n/a
18 and older who received post-secondary training (e.g., TECH, College)	12	8%	-	n/a

Employment (from Vermont & National Studies)	Sample size	YIT Start	6 mos	Progress
Report having a job in past 6 months.	5	40%	-	n/a

Health	Sample size	YIT Start	6 mos	Progress
Report they are currently in excellent or very good health	12	33%	-	n/a

Housing	Sample size	YIT Start	6 mos	Progress
Primarily living independently in past 30 days	13	8%	-	n/a
Primarily living with others in community in past 30 days	13	69%	-	n/a
Primarily living in more restrictive settings in past 30 days	13	0%	-	n/a
Spent most nights homeless in past 30 days	13	15%	-	n/a
Spent at least one night homeless in past 30 days	13	38%	-	n/a

Relationships	Sample size	YIT Start	6 mos	Progress
Report agree or strongly agree know people they can rely on in past 30 days	12	92%	-	n/a

Strengths	Sample size	YIT Start	6 mos	Progress
Report agree or strongly agree can handle daily life in past 30 days	13	69%	-	n/a

Mental Health / Substance Use	Sample size	YIT Start	6 mos	Progress
Report anxious or depressed feelings all or most of the time in past 30 days	13	0%	-	n/a
Report at least weekly tobacco use in past 30 days	13	38%	-	n/a
Report at least weekly alcohol use in past 30 days	13	8%	-	n/a
Report at least weekly illicit drug use in past 30 days	13	23%	-	n/a

Symbol Key

- at least 5% improved
- No change
- at least 5% worse
- n/a Not applicable
- Less than 10

Sample Sizes

YIT Start **13**

6 mos **2**



Questions: Contact Tom Delaney

thomas.delaney@uvm.edu 802-656-9192