
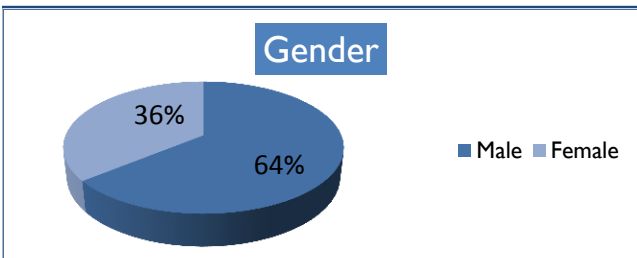


YIT Descriptive Data: Who Are We Serving? (based on data through Dec. 2011)

Intake sample includes 39 young adults from Hartford.*

Age	Mean	SD**	Range
	18.9	1.6	16 to 21.9

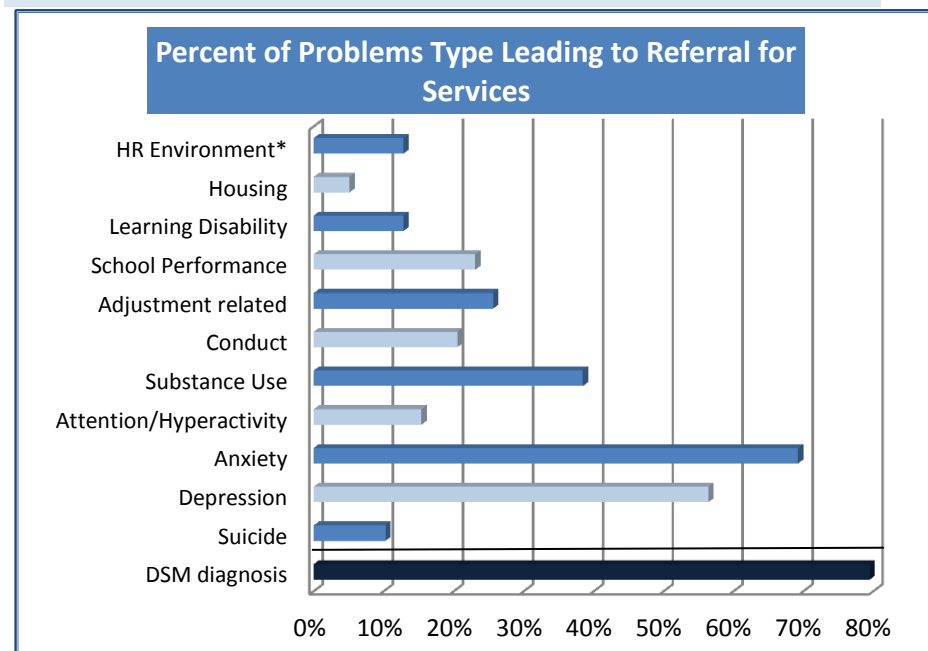


Race/Ethnicity	n	Intake
White	39	100%
African American	0	0%
American Indian/Alaskan Native	0	0%
Asian	0	0%
Belonging to more than 1 race	0	0%
Not of Hispanic, Latino, Spanish origin	30	77%
Hispanic, Latino, or Spanish*	0	0%

*23% missing data for Hispanic, Latino, Spanish

Problems Leading to Referral for Services

	Mean	SD	Range
Number of problems	2.8	1.9	0 to 16



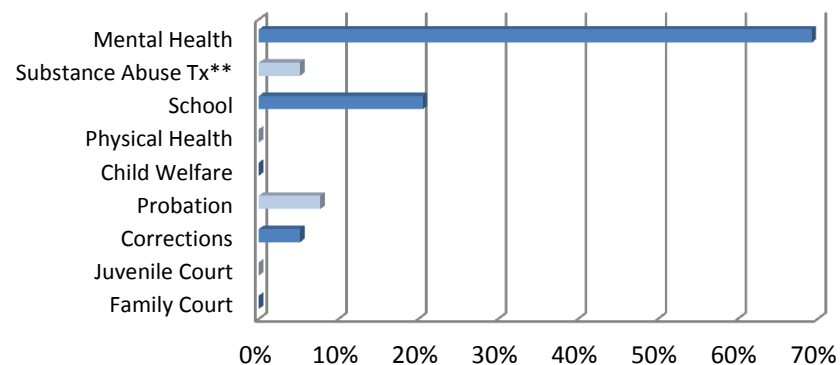
*Sample size in any given category may vary due to missing data.

**SD = standard deviation

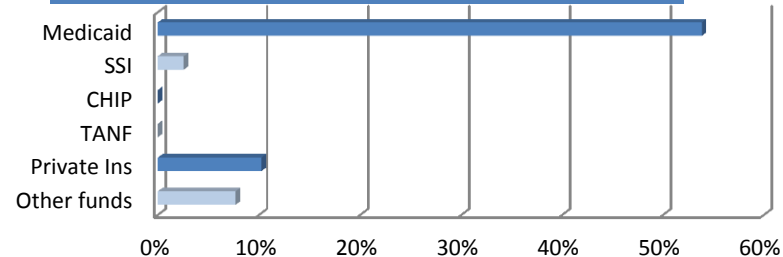
*Note: includes any type of high risk environment

**Note: A number of MH agencies also provide substance abuse treatment

Percent of Agencies YA Involved with at Intake



Percent of YAs receiving specific types of funds



Youth in Transition Grant (YIT) Outcome Indicators (4/1/10 to 12/31/11)

These findings come from young adults who completed *Common Study* interviews when they started to YIT services in their communities (**YIT Start**) **AND 6 months later** (except for *Employment* which are from *Vermont & National Studies*). Sample sizes change because not all questions were answered, and samples <10 not reported for confidentiality.

Justice & Corrections	Sample size	YIT Start	6 mos	Progress
Arrested in past 30 days	0	-	-	-
Spent at least one night in correctional facility in past 30 days	2	-	-	-

Education	Sample size	YIT Start	6 mos	Progress
In school during the past 30 days	14	50%	43%	n/a
18 and older who have completed High School or GED	7	-	-	-
18 and older who received post-secondary training (e.g., TECH, College)	7	-	-	-

Employment (from Vermont & National Studies)	Sample size	YIT Start	6 mos	Progress
Report having a job in past 6 months.	8	-	-	-

Health	Sample size	YIT Start	6 mos	Progress
Report they are currently in excellent or very good health	10	50%	40%	●

Housing	Sample size	YIT Start	6 mos	Progress
Primarily living independently in past 30 days	12	8%	17%	●
Primarily living with others in community in past 30 days	12	58%	67%	n/a
Primarily living in more restrictive settings in past 30 days	12	0%	0%	●
Spent most nights homeless in past 30 days	12	8%	8%	●
Spent at least one night homeless in past 30 days	2	-	-	-

Relationships	Sample size	YIT Start	6 mos	Progress
Report agree or strongly agree know people they can rely on in past 30 days	14	86%	100%	●

Strengths	Sample size	YIT Start	6 mos	Progress
Report agree or strongly agree can handle daily life in past 30 days	14	86%	86%	●

Mental Health / Substance Use	Sample size	YIT Start	6 mos	Progress
Report anxious or depressed feelings all or most of the time in past 30 days	9	-	-	-
Report at least weekly tobacco use in past 30 days	10	50%	70%	●
Report at least weekly alcohol use in past 30 days	10	20%	0%	●
Report at least weekly illicit drug use in past 30 days	10	10%	0%	●

Hartford

Symbol Key

- at least 5% improved
- No change
- at least 5% worse
- n/a Not applicable
- Less than 10

Sample Size

YIT Start **45**

6 mos **14**



Questions: Contact Tom Delaney

thomas.delaney@uvm.edu 802-656-9192