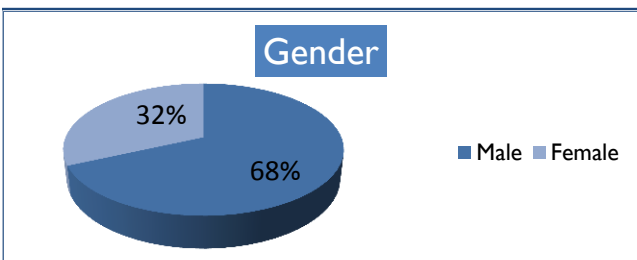



YIT Descriptive Data: Who Are We Serving? (based on data through Dec. 2011)

Intake sample includes 63 young adults from Burlington.†

Age	Mean	SD**	Range
	19.0	1.5	16 to 21.9

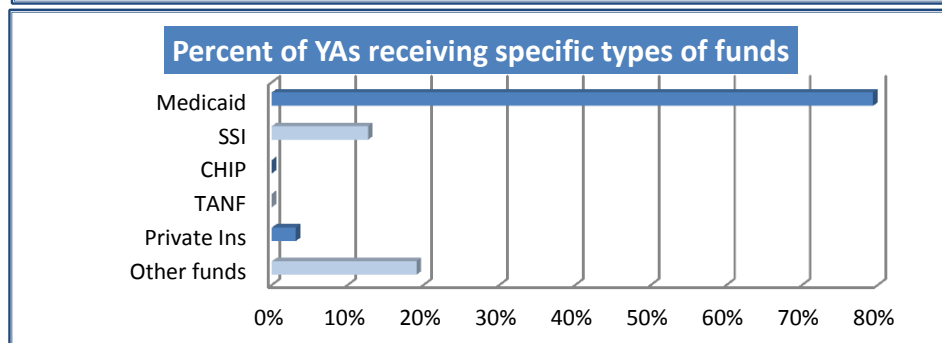
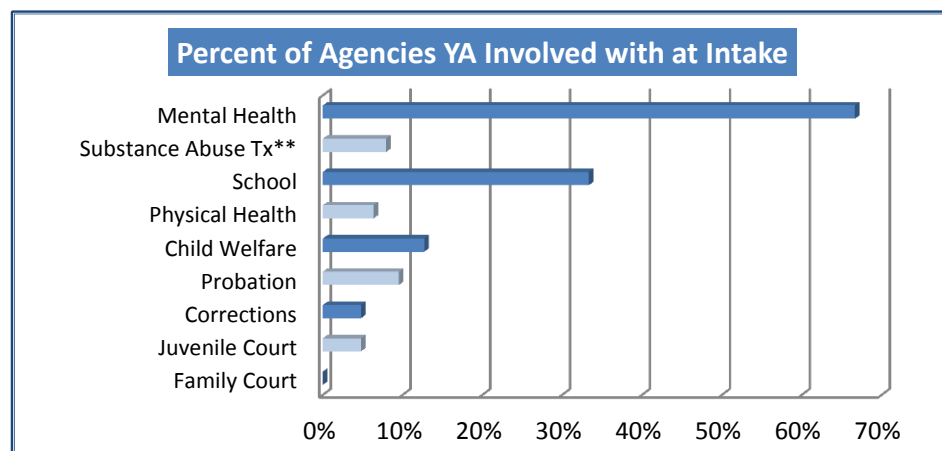
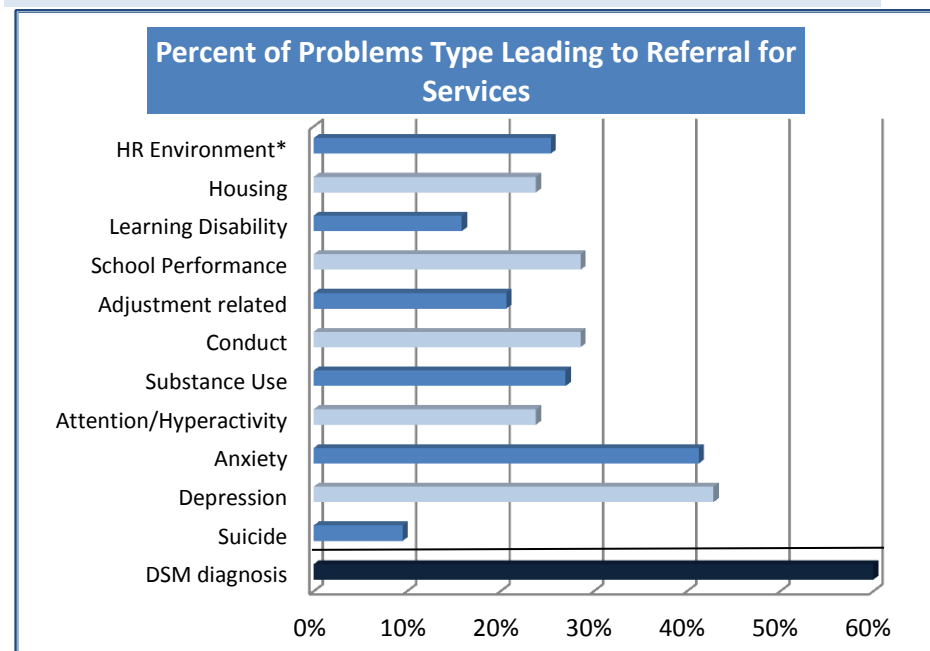


Race/Ethnicity	n	Intake
White	44	70%
African American	9	14%
American Indian/Alaskan Native	0	0%
Asian	7	11%
Belonging to more than 1 race	1	1%
Not of Hispanic, Latino, Spanish origin	44	70%
Hispanic, Latino, or Spanish*	3	5%

*25% missing data for Hispanic, Latino, Spanish

Problems Leading to Referral for Services

	Mean	SD	Range
Number of problems	3.0	2.4	0 to 16



†Sample size in any given category may vary due to missing data.

**SD = standard deviation

*Note: includes any type of high risk environment

**Note: A number of MH agencies also provide substance abuse treatment



Youth in Transition Grant (YIT) Outcome Indicators (4/1/10 to 12/31/11)

Burlington

These findings come from young adults who completed *Common Study* interviews when they started to YIT services in their communities (**YIT Start**) **AND 6 months later** (except for *Employment* which are from *Vermont & National Studies*). Sample sizes change because not all questions were answered, and samples <10 not reported for confidentiality.

Justice & Corrections	Sample size	YIT Start	6 mos	Progress
Arrested in past 30 days	17	0%	0%	●
Spent at least one night in correctional facility in past 30 days	12	0%	0%	●
Education	Sample size	YIT Start	6 mos	Progress
In school during the past 30 days	17	71%	82%	n/a
18 and older who have completed High School or GED	11	55%	55%	●
18 and older who received post-secondary training (e.g., TECH, College)	11	18%	18%	●
Employment (from Vermont & National Studies)	Sample size	YIT Start	6 mos	Progress
Report having a job in past 6 months.	11	64%	55%	●
Health	Sample size	YIT Start	6 mos	Progress
Report they are currently in excellent or very good health	12	67%	33%	●
Housing	Sample size	YIT Start	6 mos	Progress
Primarily living independently in past 30 days	17	12%	12%	●
Primarily living with others in community in past 30 days	17	59%	59%	n/a
Primarily living in more restrictive settings in past 30 days	17	18%	24%	●
Spent most nights homeless in past 30 days	17	12%	6%	●
Spent at least one night homeless in past 30 days	12	8%	0%	●
Relationships	Sample size	YIT Start	6 mos	Progress
Report agree or strongly agree know people they can rely on in past 30 days	17	88%	94%	●
Strengths	Sample size	YIT Start	6 mos	Progress
Report agree or strongly agree can handle daily life in past 30 days	17	82%	94%	●
Mental Health / Substance Use	Sample size	YIT Start	6 mos	Progress
Report anxious or depressed feelings all or most of the time in past 30 days	12	8%	25%	●
Report at least weekly tobacco use in past 30 days	11	27%	9%	●
Report at least weekly alcohol use in past 30 days	12	0%	0%	●
Report at least weekly illicit drug use in past 30 days	12	0%	0%	●

Symbol Key

- at least 5% improved
- No change
- at least 5% worse
- n/a Not applicable
- Less than 10

Sample Size

YIT Start **66**

6 mos **17**



Questions: Contact Tom Delaney

thomas.delaney@uvm.edu 802-656-9192