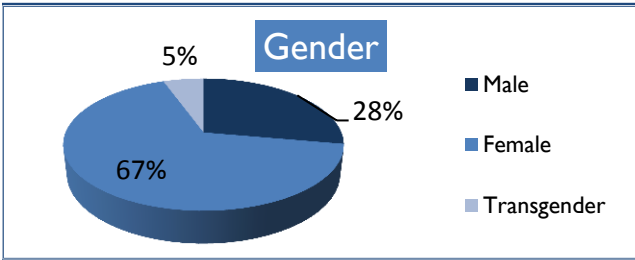



# YIT Descriptive Data: Who Are We Serving? (based on data through Dec. 2011)

Intake sample includes 18 young adults from Brattleboro.<sup>+</sup>

Age	Mean	SD <sup>++</sup>	Range
	18.9	1.2	16 to 21.9

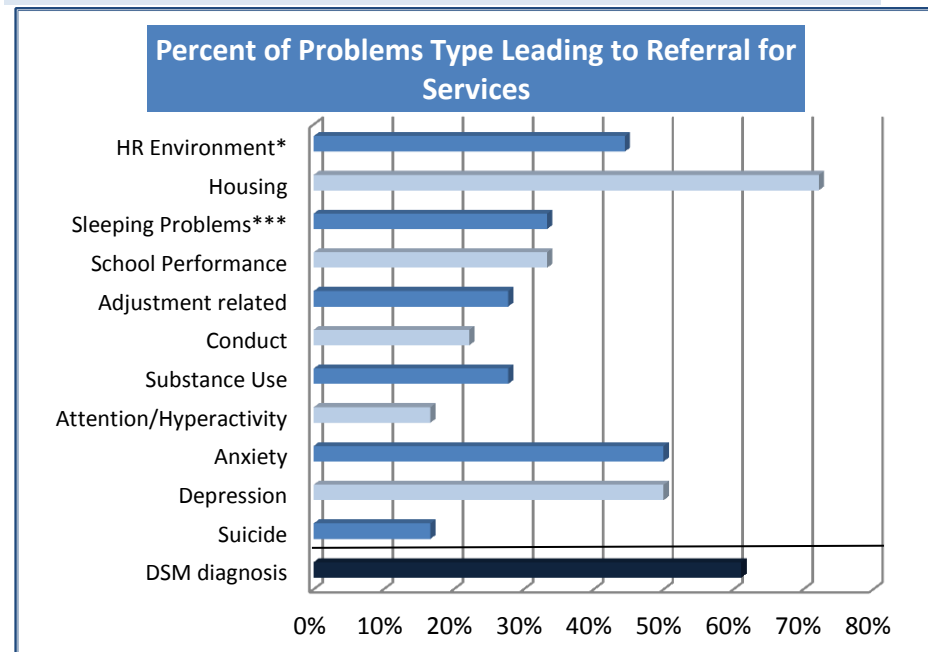


Race/Ethnicity	n	Intake
White	14	78%
African American	0	0%
American Indian/Alaskan Native	0	0%
Asian	0	0%
Belonging to more than 1 race	3	0%
Not of Hispanic, Latino, Spanish origin	16	89%
Hispanic, Latino, or Spanish*	1	6%

\*5% missing data for Race/Ethnicity & Hispanic, Latino, Spanish

## Problems Leading to Referral for Services

	Mean	SD	Range
Number of problems	4.4	4.9	0 to 16



<sup>+</sup>Sample size in any given category may vary due to missing data.

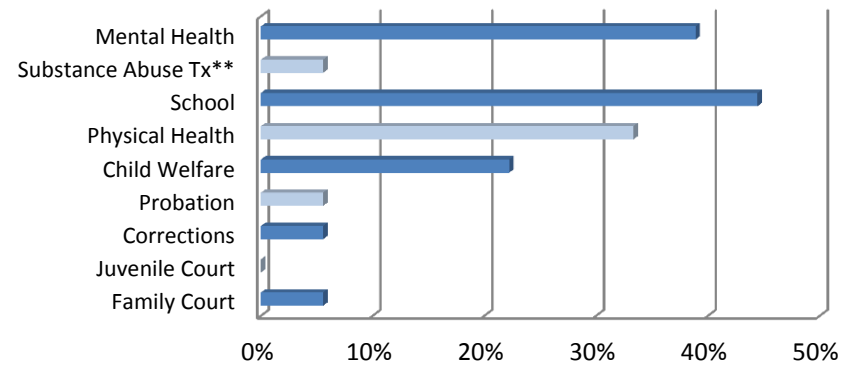
<sup>++</sup>SD = standard deviation

\*Note: includes any type of high risk environment

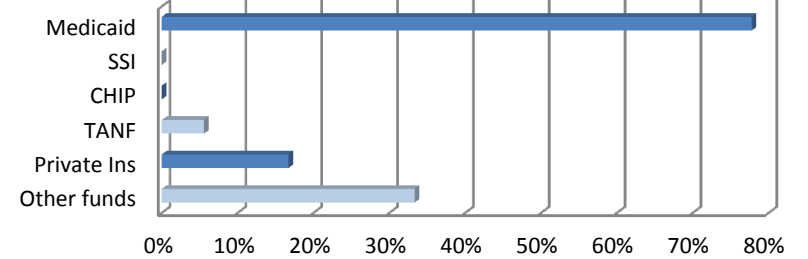
\*\*Note: A number of MH agencies also provide substance abuse treatment

\*\*\*Sleep problems replaced Learning disability due to rate of occurrence.

## Percent of Agencies YA Involved with at Intake



## Percent of YAs receiving specific types of funds



## Youth in Transition Grant (YIT) Outcome Indicators (4/1/10 to 12/31/11)

## Brattleboro

These findings come from young adults who completed *Common Study* interviews (except for Employment which are from *Vermont & National Studies*) when they started to receive YIT services in their communities (**YIT Start**). Fewer than 10 *Common Study* interviews were conducted at the 6-month follow-up, so no progress data is available. Sample sizes change because not all questions were answered, and samples <10 not reported for confidentiality.

### Justice & Corrections

	Sample size	YIT Start	6 mos	Progress
Arrested in past 30 days	20	0%	-	n/a
Spent at least one night in correctional facility in past 30 days	17	0%	-	n/a

### Education

	Sample size	YIT Start	6 mos	Progress
In school during the past 30 days	20	40%	-	n/a
18 and older who have completed High School or GED	17	71%	-	n/a
18 and older who received post-secondary training (e.g., TECH, College)	17	18%	-	n/a

### Employment (from Vermont & National Studies)

	Sample size	YIT Start	6 mos	Progress
Report having a job in past 6 months.	10	70%	-	n/a

### Health

	Sample size	YIT Start	6 mos	Progress
Report they are currently in excellent or very good health	17	24%	-	n/a

### Housing

	Sample size	YIT Start	6 mos	Progress
Primarily living independently in past 30 days	20	10%	-	n/a
Primarily living with others in community in past 30 days	20	70%	-	n/a
Primarily living in more restrictive settings in past 30 days	20	5%	-	n/a
Spent most nights homeless in past 30 days	20	15%	-	n/a
Spent at least one night homeless in past 30 days	16	25%	-	n/a

### Relationships

	Sample size	YIT Start	6 mos	Progress
Report agree or strongly agree know people they can rely on in past 30 days	20	85%	-	n/a

### Strengths


	Sample size	YIT Start	6 mos	Progress
Report agree or strongly agree can handle daily life in past 30 days	20	80%	-	n/a


### Mental Health / Substance Use

	Sample size	YIT Start	6 mos	Progress
Report anxious or depressed feelings all or most of the time in past 30 days	17	41%	-	n/a
Report at least weekly tobacco use in past 30 days	17	71%	-	n/a
Report at least weekly alcohol use in past 30 days	17	24%	-	n/a
Report at least weekly illicit drug use in past 30 days	17	47%	-	n/a

### Symbol Key

 at least 5% improved

 No change

 at least 5% worse

n/a Not applicable

- Less than 10

### Total Sample Sizes

YIT Start 20

6 mos 6



Questions: Contact Tom Delaney

thomas.delaney@uvm.edu 802-656-9192