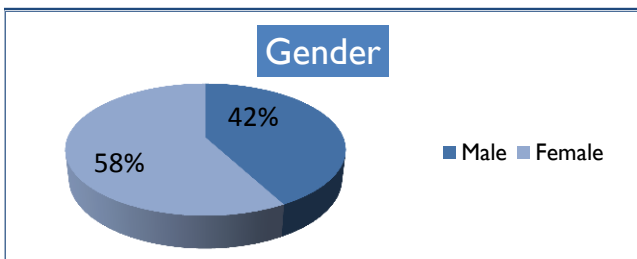



YIT Descriptive Data: Who Are We Serving? (based on data through Dec. 2011)

Intake sample includes 19 young adults from St. Albans.*

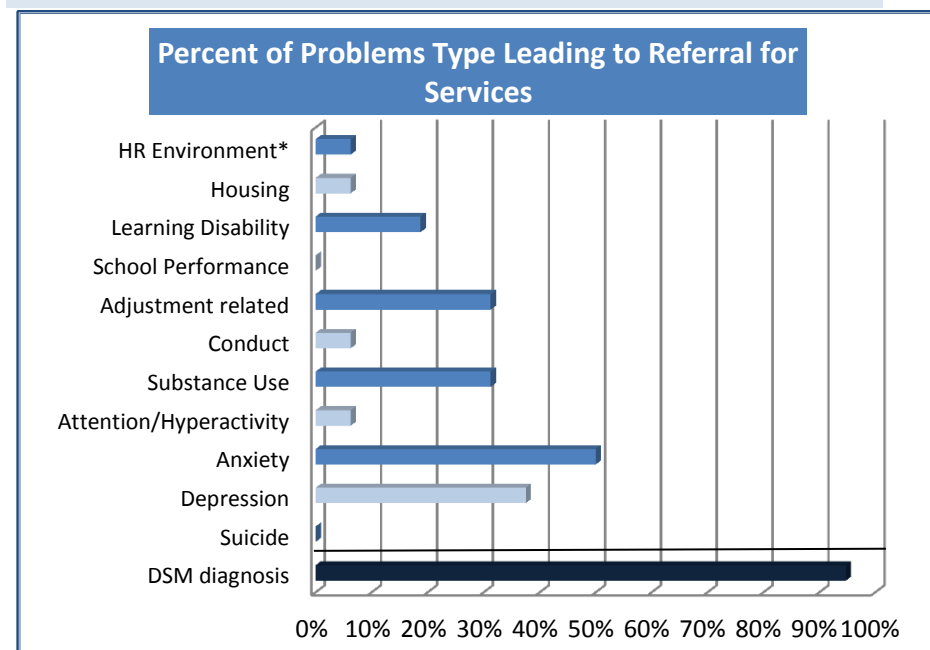
Age	Mean	SD**	Range
	18.9	1.5	16 to 21.9



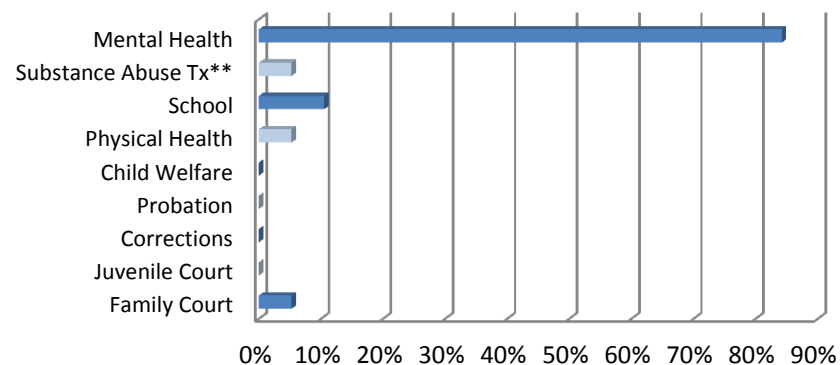
Race/Ethnicity	n	Intake
White	13	68%
African American	1	5%
American Indian/Alaskan Native	3	16%
Asian	0	0%
Belonging to more than 1 race	2	11%
Not of Hispanic, Latino, Spanish origin	19	100%
Hispanic, Latino, or Spanish	0	0%

Problems Leading to Referral for Services

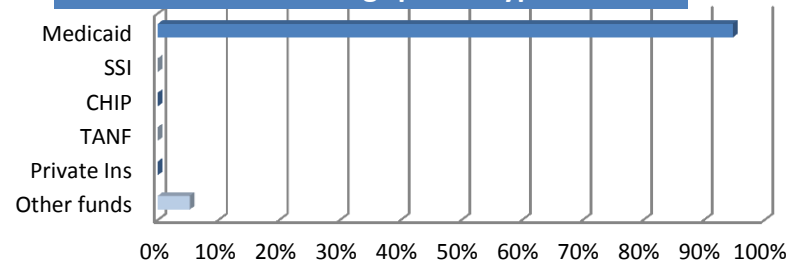
	Mean	SD	Range
Number of problems	1.8	1.3	0 to 16



Percent of Agencies YA Involved with at Intake



Percent of YAs receiving specific types of funds



*Sample size in any given category may vary due to missing data.

**SD = standard deviation

*Note: includes any type of high risk environment

**Note: A number of MH agencies also provide substance abuse treatment

Youth in Transition Grant (YIT) Outcome Indicators (4/1/10 to 12/31/11)

These findings come from young adults who completed *Common Study* interviews (except for Employment which are from *Vermont & National Studies*) when they started to receive YIT services in their communities (**YIT Start**). Fewer than 10 *Common Study* interviews were conducted at the 6-month follow-up, so no progress data is available. Sample sizes change because not all questions were answered, and samples <10 not reported for confidentiality.

Justice & Corrections	Sample size	YIT Start	6 mos	Progress
Arrested in past 30 days	21	5%	-	n/a
Spent at least one night in correctional facility in past 30 days	18	6%	-	n/a

Education	Sample size	YIT Start	6 mos	Progress
In school during the past 30 days	21	52%	-	n/a
18 and older who have completed High School or GED	16	75%	-	n/a
18 and older who received post-secondary training (e.g., TECH, College)	16	13%	-	n/a

Employment (from Vermont & National Studies)	Sample size	YIT Start	6 mos	Progress
Report having a job in past 6 months.	16	63%	-	n/a

Health	Sample size	YIT Start	6 mos	Progress
Report they are currently in excellent or very good health	17	29%	-	n/a

Housing	Sample size	YIT Start	6 mos	Progress
Primarily living independently in past 30 days	21	5%	-	n/a
Primarily living with others in community in past 30 days	21	81%	-	n/a
Primarily living in more restrictive settings in past 30 days	21	0%	-	n/a
Spent most nights homeless in past 30 days	21	0%	-	n/a
Spent at least one night homeless in past 30 days	18	6%	-	n/a

Relationships	Sample size	YIT Start	6 mos	Progress
Report agree or strongly agree know people they can rely on in past 30 days	21	76%	-	n/a

Strengths	Sample size	YIT Start	6 mos	Progress
Report agree or strongly agree can handle daily life in past 30 days	21	76%	-	n/a

Mental Health / Substance Use	Sample size	YIT Start	6 mos	Progress
Report anxious or depressed feelings all or most of the time in past 30 days	18	11%	-	n/a
Report at least weekly tobacco use in past 30 days	18	50%	-	n/a
Report at least weekly alcohol use in past 30 days	18	6%	-	n/a
Report at least weekly illicit drug use in past 30 days	18	22%	-	n/a

St. Albans

Symbol Key

- at least 5% improved
- No change
- at least 5% worse
- n/a Not applicable
- Less than 10

Sample Sizes

YIT Start **21**

6 mos **5**



Questions: Contact Tom Delaney

thomas.delaney@uvm.edu 802-656-9192